

GENL Beginning # 8131 to 10,000
SPECIAL - 8131 10,000

REGISTER OF OFFICIAL BALLOTS

Number of ballots received	<u>1869</u> *
Number of ballots defectively printed	<u>0</u>
Number of spoiled ballots returned by voter	<u>18</u>
Number of unused ballots	<u>955</u>
Number of ballots voted (as shown by number of voters on poll list)	<u>896</u>
TOTAL NUMBER OF BALLOTS ACCOUNTED FOR	<u>1869</u> *

*These two numbers should be equal.

I the undersigned, Presiding Judge of the Election held on the 5 day of NOV, A.D. 20 02,
at Election Precinct No. 402 in Engle Waker, Texas, do hereby
certify that the above and foregoing statement of official ballots of said Election is true and correct, and that all
ballots returned by me were locked in the ballot box as required by law.

WITNESS MY HAND this the 5 day of November, A.D. 20 02

Becky Anderson
Presiding Judge

NOTE: RETURN THIS COPY IN BALLOT BOX NO. 4 WITH UNUSED BALLOTS

CANVASS OF GENERAL ELECTION

I, A. G. Jamison, County Judge, of Colorado County, Texas, met with the
Commissioners' Court Sitting as the Canvassing Board to canvass the General
Election of November 5, 2002, on November 12, 2002 at Columbus, Texas.

I certify that on this date, November 12, 2002, the figures of the AIS
tabulations correspond with the figures on the returns.

A. G. Jamison
A. G. Jamison, County Judge
Colorado County, Texas

COLORADO COUNTY, TEXAS
CONST. AMENDMENT SEPTEMBER 13, 2003

Total Number Voting 2329
Precincts Reporting 12 of 12 100.00%

PROPOSITION 1
(Elect 1)

FOR 1577 67.71%
AGAINST 497 21.33%

.....
Total Votes Cast 2329
Number Under Votes 255 10.94%
Number Over Votes 0 . 0%

PROPOSITION 2
(Elect 1)

FOR 1176 50.49%
AGAINST 803 34.47%

.....
Total Votes Cast 2329
Number Under Votes 350 15.02%
Number Over Votes 0 . 0%

PROPOSITION 3
(Elect 1)

FOR 1131 48.56%
AGAINST 933 40.06%

.....
Total Votes Cast 2329
Number Under Votes 265 11.37%
Number Over Votes 0 . 0%

PROPOSITION 4
(Elect 1)

FOR 1014 43.53%
AGAINST 933 40.06%

.....
Total Votes Cast 2329
Number Under Votes 382 16.40%
Number Over Votes 0 . 0%

PROPOSITION 5
(Elect 1)

FOR 1119 48.04%
AGAINST 892 38.29%

.....
Total Votes Cast 2329
Number Under Votes 318 13.65%
Number Over Votes 0 . 0%

PROPOSITION 6
(Elect 1)

FOR 1241 53.28%
AGAINST 705 30.27%

.....
Total Votes Cast 2329
Number Under Votes 383 16.44%
Number Over Votes 0 . 0%

PROPOSITION 7
 (Elect 1)
 FOR 1536 65.95%
 AGAINST 520 22.32%

.....

Total Votes Cast 2329
 Number Under Votes 273 11.72%
 Number Over Votes 0 . 0%

PROPOSITION 8
 (Elect 1)
 FOR 1141 48.99%
 AGAINST 872 37.44%

.....

Total Votes Cast 2329
 Number Under Votes 316 13.56%
 Number Over Votes 0 . 0%

PROPOSITION 9
 (Elect 1)
 FOR 814 34.95%
 AGAINST 1109 47.61%

.....

Total Votes Cast 2329
 Number Under Votes 406 17.43%
 Number Over Votes 0 . 0%

PROPOSITION 10
 (Elect 1)
 FOR 1882 80.80%
 AGAINST 211 9.05%

.....

Total Votes Cast 2329
 Number Under Votes 236 10.13%
 Number Over Votes 0 . 0%

PROPOSITION 11
 (Elect 1)
 FOR 1162 49.89%
 AGAINST 869 37.31%

.....

Total Votes Cast 2329
 Number Under Votes 298 12.79%
 Number Over Votes 0 . 0%

PROPOSITION 12
 (Elect 1)
 FOR 1388 59.59%
 AGAINST 885 37.99%

.....

Total Votes Cast 2329
 Number Under Votes 56 2.40%
 Number Over Votes 0 . 0%

PROPOSITION 13
 (Elect 1)
 FOR 1664 71.44%
 AGAINST 433 18.59%

.....

Total Votes Cast 2329
 Number Under Votes 232 9.96%
 Number Over Votes 0 . 0%

PROPOSITION 14
 (Elect 1)
 FOR 1020 43.79%
 AGAINST 895 38.42%

.....
 Total Votes Cast 2329
 Number Under Votes 414 17.77%
 Number Over Votes 0 . 0%

PROPOSITION 15
 (Elect 1)
 FOR 1318 56.59%
 AGAINST 666 28.59%

.....
 Total Votes Cast 2329
 Number Under Votes 345 14.81%
 Number Over Votes 0 . 0%

PROPOSITION 16
 (Elect 1)
 FOR 1054 45.25%
 AGAINST 829 35.59%

.....
 Total Votes Cast 2329
 Number Under Votes 446 19.14%
 Number Over Votes 0 . 0%

PROPOSITION 17
 (Elect 1)
 FOR 1506 64.66%
 AGAINST 528 22.67%

.....
 Total Votes Cast 2329
 Number Under Votes 295 12.66%
 Number Over Votes 0 . 0%

PROPOSITION 18
 (Elect 1)
 FOR 1092 46.88%
 AGAINST 888 38.12%

.....
 Total Votes Cast 2329
 Number Under Votes 349 14.98%
 Number Over Votes 0 . 0%

PROPOSITION 19
 (Elect 1)
 FOR 1046 44.91%
 AGAINST 847 36.36%

.....
 Total Votes Cast 2329
 Number Under Votes 436 18.72%
 Number Over Votes 0 . 0%

PROPOSITION 20
 (Elect 1)
 FOR 977 41.94%
 AGAINST 900 38.64%

.....
 Total Votes Cast 2329
 Number Under Votes 452 19.40%
 Number Over Votes 0 . 0%

PROPOSITION 21
(Elect 1)

FOR	816	35.03%
AGAINST	1155	49.59%

.....

Total Votes Cast	2329	
Number Under Votes	358	15.37%
Number Over Votes	0	.0%

PROPOSITION 22
(Elect 1)

FOR	1548	66.46%
AGAINST	471	20.22%

.....

Total Votes Cast	2329	
Number Under Votes	310	13.31%
Number Over Votes	0	.0%

SPECIAL ELECTION
(Elect 1)

FOR	176	18.31%
AGAINST	754	78.45%

.....

Total Votes Cast	961	
Number Under Votes	31	3.22%
Number Over Votes	0	.0%

TOTAL BALLOTS CAST 2329

TOTAL TYPE 1 BALLOTS 2329

1 21:23:39 09/13/03 Status Report

	TOTAL	ALL
001 PRECINCT 101	240	240
002 PRECINCT 102	39	39
003 PRECINCT 103	83	83
004 PRECINCT 201	871	871
005 PRECINCT 202	67	67
006 PRECINCT 301	103	103
007 PRECINCT 302	105	105
008 PRECINCT 303	45	45
009 PRECINCT 304	45	45
010 PRECINCT 305	156	156
011 PRECINCT 401	20	20
012 PRECINCT 402	239	239
001 PRECINCT 101 (ABS)	72	72
002 PRECINCT 102 (ABS)	6	6
003 PRECINCT 103 (ABS)	3	3
004 PRECINCT 201 (ABS)	84	84
005 PRECINCT 202 (ABS)	3	3
006 PRECINCT 301 (ABS)	23	23
007 PRECINCT 302 (ABS)	28	28
008 PRECINCT 303 (ABS)	5	5
009 PRECINCT 304 (ABS)	9	9
010 PRECINCT 305 (ABS)	54	54
011 PRECINCT 401 (ABS)	7	7
012 PRECINCT 402 (ABS)	22	22
TOTAL OF ALL PRECINCTS	2329	2329

-----CURRENT EVENT LOG-----

HR MN SC DY MN YR

21:23:39 09/13/03	Current Clock Time	
FF:FF:FF FF/FF/FF	Time clock reset.	
14:55:05 09/13/03	Time totals zeroed.	
00:00:00 00/00/00	Disk added. (None)	
23:04:42 11/05/02	Disk stored. Disk#	4
21:03:17 09/13/03	Report printed.	
20:56:40 09/13/03	Ballot count was	2329
	Last Precinct Seq# was	4

CANVASS OF CONSTITUTIONAL AMENDMENT ELECTION

I, A. G. Jamison, County Judge, of Colorado County, Texas, met with the Commissioners' Court sitting as the Canvassing Board to Canvass the Constitutional Amendment Election of September 13, 2003

I certify that on this the 16th day of September 2003, the figures of the AIS tabulations correspond with the figures on the returns.

A. G. Jamison
A. G. Jamison, County Judge





(REP) JUDGE, CRT CRIMINAL APPEALS, PL 5		
CHERYL JOHNSON	285	39.36%
PATRICIA NOBLE	223	30.80%
Number Over Votes	0	. 0%
Number Under Votes	216	29.83%
.....		
Total Votes	724	
(REP) JUDGE, CRT CRIMINAL APPEALS, PL 6		
MICHAEL E. KEASLER	287	39.64%
STEVEN M. PORTER	202	27.90%
Number Over Votes	0	. 0%
Number Under Votes	235	32.45%
.....		
Total Votes	724	
(REP) STATE REPRESENTATIVE, DISTRICT 17		
JEAN KILLGORE	134	18.50%
HERMAN W. BRUNE	394	54.41%
CYNTHIA A. THORNTON	56	7.73%
JAY YATES	119	16.43%
Number Over Votes	0	. 0%
Number Under Votes	21	2.90%
.....		
Total Votes	724	
(REP) CHIEF JUSTICE, 1ST CRT APPEALS DIST		
SHERRY RADACK	486	67.12%
Number Over Votes	0	. 0%
Number Under Votes	238	32.87%
.....		
Total Votes	724	
(REP) CHIEF JUSTICE, 14TH CRT APPEALS DIS		
ADELE HEDGES	483	66.71%
Number Over Votes	0	. 0%
Number Under Votes	241	33.28%
.....		
Total Votes	724	
(REP) JUSTICE, 1ST CRT APPEALS DIST., PL2		
JANE BLAND	480	66.29%
Number Over Votes	0	. 0%
Number Under Votes	244	33.70%
.....		
Total Votes	724	
(REP) JUSTICE, 1ST CRT APPEALS DIST., PL 4		
EVELYN KEYES	480	66.29%
Number Over Votes	0	. 0%
Number Under Votes	244	33.70%
.....		
Total Votes	724	
(REP) JUSTICE, 1ST CRT APPEALS DIST., PL 6		
GEORGE C. HANKS, JR.	472	65.19%
Number Over Votes	0	. 0%
Number Under Votes	252	34.80%
.....		
Total Votes	724	
(REP) JUSTICE, 14TH CRT APPEALS DIST., PL2		
LESLIE BROCK YATES	475	65.60%
Number Over Votes	0	. 0%
Number Under Votes	249	34.39%
.....		
Total Votes	724	

(REP) JUSTICE, 14TH CRT APPEALS DIST., PL9		
EVA GUZMAN	296	40.88%
LLOYD WAYNE OLIVER	240	33.14%
Number Over Votes	0	.0%
Number Under Votes	188	25.96%
.....		
Total Votes	724	
(REP) DIST. JUDGE, 2ND 25TH JUDICIAL DIST		
W.C. (BUD) KIRKENDALL	516	71.27%
Number Over Votes	0	.0%
Number Under Votes	208	28.72%
.....		
Total Votes	724	
(REP) DIST. JUDGE, 25TH JUDICIAL DIST		
DWIGHT E. PESCHEL	561	77.48%
Number Over Votes	0	.0%
Number Under Votes	163	22.51%
.....		
Total Votes	724	
(REP) COUNTY COMMISSIONER, PREC. NO. 1		
DOUG WESSELS	144	82.28%
Number Over Votes	0	.0%
Number Under Votes	31	17.71%
.....		
Total Votes	175	
(REP) COUNTY COMMISSIONER, PREC. NO. 3		
TOMMY R. HAHN	274	80.82%
Number Over Votes	0	.0%
Number Under Votes	65	19.17%
.....		
Total Votes	339	
(REP) COUNTY CHAIRMAN		
JEAN HALFMANN ELLIS	542	74.86%
Number Over Votes	0	.0%
Number Under Votes	182	25.13%
.....		
Total Votes	724	
(DEM) PREFERENCE PRESIDENTIAL NOMINEE		
LYNDON H. LAROUCHE, JR.	19	1.90%
AL SHARPTON	31	3.11%
JOE LIEBERMAN	32	3.21%
JOHN EDWARDS	122	12.24%
JOHN F. KERRY	567	56.92%
RANDY CROW	5	.50%
WESLEY K. CLARK	7	.70%
DENNIS J. KUCINICH	13	1.30%
DICK GEPHARDT	20	2.00%
HOWARD DEAN	43	4.31%
Number Over Votes	1	.10%
Number Under Votes	136	13.65%
.....		
Total Votes	996	
(DEM) U.S. REPRESENTATIVE, DIST. 15		
RUBEN HINOJOSA	650	65.26%
Number Over Votes	0	.0%
Number Under Votes	346	34.73%
.....		
Total Votes	996	

(DEM) RAILROAD COMMISSIONER		
BOB SCARBOROUGH	692	69.47%
Number Over Votes	0	.0%
Number Under Votes	304	30.52%
.....		
Total Votes	996	
(DEM) JUSTICE, SUPREME CRT, PL 9		
DAVID VAN OS	637	63.95%
Number Over Votes	0	.0%
Number Under Votes	359	36.04%
.....		
Total Votes	996	
(DEM) JUDGE, CRT CRIMINAL APPEALS, PL 6		
J.R. MOLINA	646	64.85%
Number Over Votes	0	.0%
Number Under Votes	350	35.14%
.....		
Total Votes	996	
(DEM) STATE REPRESENTATIVE, DISTRICT 17		
RICHARD MOORE	176	17.67%
ERIK McCOWAN	41	4.11%
ROBBY COOK	756	75.90%
Number Over Votes	0	.0%
Number Under Votes	23	2.30%
.....		
Total Votes	996	
(DEM) JUSTICE, 1ST CRT APPEALS DIST., PL4		
JIM SHARP	716	71.88%
Number Over Votes	0	.0%
Number Under Votes	280	28.11%
.....		
Total Votes	996	
(DEM) COUNTY ATTORNEY		
KEN SPARKS	813	81.62%
Number Over Votes	0	.0%
Number Under Votes	183	18.37%
.....		
Total Votes	996	
(DEM) SHERIFF		
R.H. "CURLY" WIED	866	86.94%
Number Over Votes	0	.0%
Number Under Votes	130	13.05%
.....		
Total Votes	996	
(DEM) COUNTY TAX ASSESSOR-COLLECTOR		
MARY JANE POENITZSCH	867	87.04%
Number Over Votes	0	.0%
Number Under Votes	129	12.95%
.....		
Total Votes	996	
(DEM) CONSTABLE, PRECINCT NO. 1		
LAWRENCE A. BERGER	203	85.01%
Number Over Votes	0	.0%
Number Under Votes	33	13.98%
.....		
Total Votes	236	

(DEM) CONSTABLE, PREC. NO. 2		
LONNIE L. HINZE	185	79.74%
Number Over Votes	0	.0%
Number Under Votes	47	20.25%
.....		
Total Votes	232	

(DEM) CONSTABLE, PREC. NO. 3		
IVAN V. MENKE	210	85.02%
Number Over Votes	0	.0%
Number Under Votes	37	14.97%
.....		
Total Votes	247	

(DEM) CONSTABLE, PREC. NO. 4		
DARRELL STANCIK	243	86.47%
Number Over Votes	0	.0%
Number Under Votes	38	13.52%
.....		
Total Votes	281	

(DEM) REFERENDUM NO. 1		
FOR	136	13.65%
AGAINST	756	75.90%
Number Over Votes	0	.0%
Number Under Votes	104	10.44%
.....		
Total Votes	996	

(DEM) REFERENDUM NO. 2		
FOR	527	52.91%
AGAINST	359	36.04%
Number Over Votes	0	.0%
Number Under Votes	110	11.04%
.....		
Total Votes	996	

TOTAL BALLOTS CAST	1720
TOTAL TYPE 1 BALLOTS	724
TOTAL TYPE 2 BALLOTS	996

	TOTAL	REP	DEM
001 PRECINCT 101	229	110	119
002 PRECINCT 102	40	18	22
003 PRECINCT 103	107	29	78
004 PRECINCT 201	262	88	174
005 PRECINCT 202	77	30	47
006 PRECINCT 301	121	71	50
007 PRECINCT 302	129	82	47
008 PRECINCT 303	42	19	23
009 PRECINCT 304	43	16	27
010 PRECINCT 305	169	91	78
011 PRECINCT 401	23	7	16
012 PRECINCT 402	319	62	257
001 PRECINCT 101 (ABS)	29	18	11
002 PRECINCT 102 (ABS)	1	0	1
003 PRECINCT 103 (ABS)	5	0	5
004 PRECINCT 201 (ABS)	22	13	9
005 PRECINCT 202 (ABS)	5	3	2
006 PRECINCT 301 (ABS)	17	14	3
007 PRECINCT 302 (ABS)	15	12	3
008 PRECINCT 303 (ABS)	2	0	2
009 PRECINCT 304 (ABS)	3	3	0
010 PRECINCT 305 (ABS)	45	31	14
011 PRECINCT 401 (ABS)	3	2	1
012 PRECINCT 402 (ABS)	12	5	7
TOTAL OF ALL PRECINCTS	1720	724	996

-----CURRENT EVENT LOG-----

HR MN SC DY MN YR

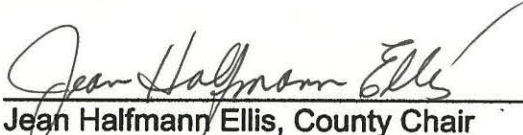
21:08:10 03/09/04	Current Clock Time
FF:FF:FF FF/FF/FF	Time clock reset.
15:01:42 03/09/04	Time totals zeroed.
00:00:00 00/00/00	Disk added. (None)
23:04:42 11/05/02	Disk stored. Disk# 4
20:43:20 03/09/04	Report printed.
20:35:43 03/09/04	Ballot count was 1720
	Last Precinct Seq# was 12

CANVASS OF PRIMARY ELECTION

REPUBLICAN PARTY

I, The County Chair of Colorado County, Texas met on March 18, 2004 at Columbus, Texas, with the County Executive Committee sitting as the canvassing board for the Primary election held on March 9, 2004 in this county. I certify that the tabulation of returns is true and correct as shown by the precinct returns received from each presiding judge of the election.

Witness my hand this 18th day of March, 2004.



Jean Halfmann Ellis, County Chair

CANVASS OF PRIMARY ELECTION

DEMOCRATIC PARTY

I, The County Chair of Colorado County, Texas met on 21st 2004 at 10:00 AM Texas with the County Executive Committee sitting as the canvassing board for the Primary election held on March 9, 2004 in this county. I certify that the tabulation of returns is true and correct as shown by the precinct returns received from each presiding judge of the election.


Witness my hand this 21st day of March, 2004.



Robert A. Brown, County Chair

I hereby certify that the Primary Election returns have been duly recorded in the Election Records of Colorado County, Texas.

Given under my hand and seal this the 18th day of March 2004.





Darlene Hayek, County Clerk
Colorado County, Texas

COLORADO COUNTY, TEXAS
REP RUNOFF ELECTION APRIL 13, 2004

Total Number Voting	321	319	
Precincts Reporting	12 of	12	100.00%
U.S. REPRESENTATIVE, DISTRICT 15			
MICHAEL D. THAMM	155	154	48.27%
ALEXANDER HAMILTON	143	142	44.51%
Number Over Votes		0	.0%
Number Under Votes		23	7.21%
.....			
Total Votes		319	
RAILROAD COMMISSIONER			
VICTOR G. CARRILLO		166	52.03%
ROBERT BUTLER	136	134	42.00%
Number Over Votes		0	.0%
Number Under Votes		19	5.95%
.....			
Total Votes		319	
STATE REPRESENTATIVE, DISTRICT 17			
JAY YATES	184	182	57.05%
JEAN KILLGORE		136	42.63%
Number Over Votes		0	.0%
Number Under Votes		1	.31%
.....			
Total Votes	321	319	
TOTAL BALLOTS CAST			
	321	319	
TOTAL TYPE 1 BALLOTS	* 321	319	

* Military ballots that arrived by deadline

	TOTAL	ALL
001 PRECINCT 101	46	46
002 PRECINCT 102	15	15
003 PRECINCT 103	14	14
004 PRECINCT 201	33	33
005 PRECINCT 202	12	12
006 PRECINCT 301	36	36
007 PRECINCT 302	42	42
008 PRECINCT 303	5	5
009 PRECINCT 304	5	5
010 PRECINCT 305	38	38
011 PRECINCT 401	2	2
012 PRECINCT 402	21	21
001 PRECINCT 101 (ABS)	11	11
002 PRECINCT 102 (ABS)	0	0
003 PRECINCT 103 (ABS)	0	0
004 PRECINCT 201 (ABS)	9	9
005 PRECINCT 202 (ABS)	3	3
006 PRECINCT 301 (ABS)	7	7
007 PRECINCT 302 (ABS)	4	4
008 PRECINCT 303 (ABS)	3	3
009 PRECINCT 304 (ABS)	2 0	2 0
010 PRECINCT 305 (ABS)	9	9
011 PRECINCT 401 (ABS)	2	2
012 PRECINCT 402 (ABS)	2	2
TOTAL OF ALL PRECINCTS	321 319	321 319

----CURRENT EVENT LOG----

HR MN SC DY MN YR

19:49:31 04/13/04
 FF:FF:FF FF/FF/FF
 14:58:56 04/13/04
 00:00:00 00/00/00
 23:04:42 11/05/02
 19:49:07 04/13/04
 19:46:51 04/13/04


Current Clock Time
 Time clock reset.
 Time totals zeroed.
 Disk added. (None)
 Disk stored. Disk# 4
 Report printed.
 Ballot count was 319
 Last Precinct Seq# was 5

CANVASS OF PRIMARY RUNOFF ELECTION

REPUBLICAN PARTY


I, The County Chair of Colorado County, Texas met on April 23, 2004 at Columbus, Texas, with the County Executive Committee sitting as the canvassing board for the Primary election held on April 13, 2004 in this county. I certify that the tabulation of returns is true and correct as shown by the precinct returns received from each presiding judge of the election.


Witness my hand this 23rd day of April, 2004.


Jean Halfmann Ellis, County Chair

I hereby certify that the Primary Runoff Election returns have been duly recorded in the Election Records of Colorado County, Texas.

Given under my hand and seal this the 23rd day of April 2004.




Darlene Hayek, County Clerk
Colorado County, Texas



COLORADO COUNTY, TEXAS
GENERAL ELECTION NOVEMBER 2, 2004

Total Number Voting	7744	7737	
Precincts Reporting	12 of	12	100.00%
STRAIGHT PARTY			
REP-REPUBLICAN PARTY	2107	2106	59.54%
DEM-DEMOCRATIC PARTY	1403	1401	39.60%
LIB-LIBERTARIAN PARTY	34	30	.84%
PRESIDENT-VICE PRESIDENT			
REP-BUSH/CHENEY	5488	5484	71.36%
DEM-KERRY/EDWARDS	2161	2159	28.09%
LIB-BADNARIK/CAMPAGNA	29	28	.36%
Write In		13	.16%
UNITED STATES REPRESENTATIVE, DST. 15			
REP-MICHAEL D. THAMM	4611	4608	64.12%
DEM-RUBEN HINOJOSA	2458	2456	34.17%
LIB-WILLIAM R. CADY	123	122	1.69%
RAILROAD COMMISSIONER			
REP-VICTOR G. CARRILLO	4064	4062	57.23%
DEM-BOB SCARBOROUGH	2865	2863	40.34%
LIB-ANTHONY GARCIA	173	172	2.42%
JUSTICE, SUPREME COURT, PLACE 3			
REP-HARRIET O'NEILL	5085	5083	100.00%
JUSTICE, SUPREME COURT, PLACE 5			
REP-PAUL GREEN	5057	5055	100.00%
JUSTICE, SUPREME COURT, PLACE 9			
REP-SCOTT BRISTER	4737	4735	67.81%
DEM-DAVID VAN OS	2249	2247	32.18%
JUDGE, CRT OF CRIMINAL APPEALS, PLACE 2			
REP-LAWRENCE "LARRY" MEYERS	4995	4993	90.56%
LIB-QUANAH PARKER	521	520	9.43%
JUDGE, CRT OF CRIMINAL APPEALS, PLACE 5			
REP-CHERYL JOHNSON	5038	5026	91.28%
LIB-TOM OXFORD	481	480	8.71%
JUDGE, CRT OF CRIMINAL APPEALS, PLACE 6			
REP-MICHAEL E. KEASLER	4474	4472	64.79%
DEM-J. R. MOLINA	2432	2430	35.20%
STATE REPRESENTATIVE, DISTRICT 17			
REP-JEAN KILLGORE	3382	3350	44.32%
DEM-ROBEY COOK	4145	4142	54.81%
LIB-DARRELL R. GREAR	66	65	.86%

5207	100.00%	5210	DISTRICT JUDGE, 25TH JUDICIAL DST. REP-DWIGHT E. PESCHEL
5088	100.00%	5090	DISTRICT JUDGE, 2ND 25TH JUDICIAL DST. REP-W.C. (BUD) KIRKENDALL
4955	100.00%	4957	JUSTICE, 14TH COURT OF APPEALS, DST. PL. 9 REP-EVA GUZMAN
4947	100.00%	4949	JUSTICE, 14TH COURT OF APPEALS, DST., PL. 2 REP-LESLIE BROCK YATES
4925	100.00%	4927	JUSTICE, 1ST COURT OF APPEALS DST., PL. 5 REP-GEORGE C. HANKS, JR.
4037	57.42%	4039	JUSTICE, 1ST COURT OF APPEALS, DST. PL. 4 REP-EVELYN KEYES
2993	42.57%	2995	DEM-JIM SHARP
4928	100.00%	4930	JUSTICE, 1ST COURT OF APPEALS DST., PL. 2 REP-JANE BLAND
4982	100.00%	4984	CHIEF JUSTICE, 14TH CRT. OF APPEALS DST. REP-ADELE HEDGES
4928	100.00%	4930	CHIEF JUSTICE, 1ST COURT OF APPEALS DST. REP-SHERRY RADDACK

	TOTAL	ALL
001 PRECINCT 101	874 873	873 874
002 PRECINCT 102	129	129
003 PRECINCT 103	433	433
004 PRECINCT 201	1228 1227	1227 1228
005 PRECINCT 202	250	250
006 PRECINCT 301	378	378
007 PRECINCT 302	406 405	405 406
008 PRECINCT 303	185	185
009 PRECINCT 304	155	155
010 PRECINCT 305	512	512
011 PRECINCT 401	127	127
012 PRECINCT 402	1157 1155	1155 1157
001 PRECINCT 101 (ABS)	457	457
002 PRECINCT 102 (ABS)	45	45
003 PRECINCT 103 (ABS)	37	37
004 PRECINCT 201 (ABS)	368	368
005 PRECINCT 202 (ABS)	72	72
006 PRECINCT 301 (ABS)	146	146
007 PRECINCT 302 (ABS)	130 129	129 130
008 PRECINCT 303 (ABS)	64	64
009 PRECINCT 304 (ABS)	47	47
010 PRECINCT 305 (ABS)	322 321	321 322
011 PRECINCT 401 (ABS)	55	55
012 PRECINCT 402 (ABS)	167	167
TOTAL OF ALL PRECINCTS	7737 7744	7737 7744

-----CURRENT EVENT LOG-----

HR MN SC DY MN YR

21:43:31 11/02/04	Current Clock Time	
FF:FF:FF FF/FF/FF	Time clock reset.	
14:51:26 11/02/04	Time totals zeroed.	
00:00:00 00/00/00	Disk added. (None)	
23:04:42 11/05/02	Disk stored. Disk#	4
21:42:22 11/02/04	Report printed.	
21:38:14 11/02/04	Ballot count was	7737
	Last Precinct Seq# was	1

CANVASS OF GENERAL ELECTION

I, A. G. Jamison, County Judge, of Colorado County, Texas, met with the Commissioners' Court sitting as the Canvassing Board to canvass the General Election of November 2, 2004, on November 10, 2004 at Columbus, Texas.

I certify that on this date, November 10, 2004, the figures of the AIS tabulations correspond with the figures on the returns.

A. G. Jamison


A. G. Jamison, Colorado County Judge

I hereby certify that the General Election returns have been duly recorded in the Election Records of Colorado County, Texas.

Given under my hand and seal this the 10th day of November 2004.

Darlene Hayek

Darlene Hayek, Colorado County Clerk



**COLORADO COUNTY, TEXAS
AMENDMENT ELECTION NOVEMBER 8, 2005**

Total Number Voting	2592	
Precincts Reporting	12 of 12	100.00%
PROPOSITION 1		
FOR	880	33.95%
AGAINST	1532	59.10%
Number Over Votes	0	.0%
Number Under Votes	180	6.94%
.....		
Total Votes	2592	
PROPOSITION 2		
FOR	2302	88.81%
AGAINST	287	11.07%
Number Over Votes	0	.0%
Number Under Votes	3	.11%
.....		
Total Votes	2592	
PROPOSITION 3		
FOR	940	36.26%
AGAINST	1366	52.70%
Number Over Votes	0	.0%
Number Under Votes	286	11.03%
.....		
Total Votes	2592	
PROPOSITION 4		
FOR	2075	80.05%
AGAINST	361	13.92%
Number Over Votes	0	.0%
Number Under Votes	156	6.01%
.....		
Total Votes	2592	
PROPOSITION 5		
FOR	870	33.56%
AGAINST	1474	56.86%
Number Over Votes	0	.0%
Number Under Votes	248	9.56%
.....		
Total Votes	2592	
PROPOSITION 6		
FOR	1266	48.84%
AGAINST	1023	39.46%
Number Over Votes	0	.0%
Number Under Votes	303	11.68%
.....		
Total Votes	2592	
PROPOSITION 7		
FOR	1144	44.13%
AGAINST	1167	45.02%
Number Over Votes	0	.0%
Number Under Votes	281	10.84%
.....		
Total Votes	2592	
PROPOSITION 8		
FOR	1373	52.97%
AGAINST	810	31.25%
Number Over Votes	0	.0%
Number Under Votes	409	15.77%
.....		
Total Votes	2592	
PROPOSITION 9		
FOR	864	33.33%
AGAINST	1415	54.59%
Number Over Votes	0	.0%
Number Under Votes	313	12.07%
.....		
Total Votes	2592	

	TOTAL	ALL
001 PRECINCT 101	368	368
002 PRECINCT 102	69	69
003 PRECINCT 103	172	172
004 PRECINCT 201	437	437
005 PRECINCT 202	106	106
006 PRECINCT 301	175	175
007 PRECINCT 302	203	203
008 PRECINCT 303	81	81
009 PRECINCT 304	73	73
010 PRECINCT 305	230	230
011 PRECINCT 401	54	54
012 PRECINCT 402	326	326
001 PRECINCT 101 (ABS)	67	67
002 PRECINCT 102 (ABS)	15	15
003 PRECINCT 103 (ABS)	7	7
004 PRECINCT 201 (ABS)	54	54
005 PRECINCT 202 (ABS)	5	5
006 PRECINCT 301 (ABS)	26	26
007 PRECINCT 302 (ABS)	30	30
008 PRECINCT 303 (ABS)	11	11
009 PRECINCT 304 (ABS)	8	8
010 PRECINCT 305 (ABS)	55	55
011 PRECINCT 401 (ABS)	5	5
012 PRECINCT 402 (ABS)	15	15
TOTAL OF ALL PRECINCTS	2592	2592

CANVASS OF CONSTITUTIONAL AMENDMENT ELECTION

I, A. G. Jamison, County Judge, of Colorado County, Texas, met with the Commissioners' Court sitting as the Canvassing Board to Canvass the Constitutional Amendment Election of November 8, 2005.

I certify that on this the 17th day of November 2005, the figures of the AIS tabulations correspond with the figures on the returns.

A. G. Jamison
A.G. Jamison, County Judge

I hereby certify that the Constitutional Amendment Election returns have been duly recorded in the Election Records of Colorado County, Texas.

Given under my hand and seal this the 17th day of November 2005.
Darlene Hayek
Darlene Hayek, Colorado County Clerk

**COLORADO COUNTY, TEXAS
PRIMARY ELECTION
March 07, 2006**

	Total Number Voting	2744 2740	
	Precincts Reporting	12 of 12	100.00%
(DEM) US Senator			
Barbara Ann Radnofsky	208	26.32%	
Darrel Reece Hunter	90	11.39%	
Gene Kelly	284	35.94%	
Number Over Votes	0	.0%	
Number Under Votes	208	26.32%	
.....			
Total Votes	790		
(DEM) US Representative Dist 15			
Ruben Hinojosa	500	63.29%	
Number Over Votes	0	.0%	
Number Under Votes	290	36.70%	
.....			
Total Votes	790		
(DEM) Governor			
Bob Gammage	146	18.48%	
Rashad Jafer	23	2.91%	
Chris Bell	446	56.45%	
Number Over Votes	0	.0%	
Number Under Votes	175	22.15%	
.....			
Total Votes	790		
(DEM) Lieutenant Governor			
Benjamin Z. Grant	294	37.21%	
Adrian De Leon	111	14.05%	
Maria Luisa Alvarado	140	17.72%	
Number Over Votes	0	.0%	
Number Under Votes	245	31.01%	
.....			
Total Votes	790		
(DEM) Attorney General			
David Van Os	488	61.77%	
Number Over Votes	0	.0%	
Number Under Votes	302	38.22%	
.....			
Total Votes	790		
(DEM) Comptroller of Public Accounts			
Fred Head	489	61.89%	
Number Over Votes	0	.0%	
Number Under Votes	301	38.10%	
.....			
Total Votes	790		

(DEM) General Land Office Commissioner		
VaLinda Hathcox	470	59.49%
Number Over Votes	0	. 0%
Number Under Votes	320	40.50%
.....		
Total Votes	790	
(DEM) Agriculture Commissioner		
Koeccadee Melton, Jr.	171	21.64%
Hank Gilbert	361	45.69%
Number Over Votes	0	. 0%
Number Under Votes	258	32.65%
.....		
Total Votes	790	
(DEM) Railroad Commissioner		
Dale Henry	485	61.39%
Number Over Votes	0	. 0%
Number Under Votes	305	38.60%
.....		
Total Votes	790	
(DEM) Supreme Crt Justice Place 2		
William E. "Bill" Moody	488	61.77%
Number Over Votes	0	. 0%
Number Under Votes	302	38.22%
.....		
Total Votes	790	
(DEM) Criminal Appeals Presiding Judge		
J.R. Molina	473	59.87%
Number Over Votes	0	. 0%
Number Under Votes	317	40.12%
.....		
Total Votes	790	
(DEM) State Senator Dist 18		
Bret Baldwin	218	27.59%
Henry Boehm, Jr.	313	39.62%
Number Over Votes	0	. 0%
Number Under Votes	259	32.78%
.....		
Total Votes	790	
(DEM) State Representative Dist 17		
Robby Cook	693	87.72%
Number Over Votes	0	. 0%
Number Under Votes	97	12.27%
.....		
Total Votes	790	
(DEM) Appeals Crt Justice 1 Place 9		
Jim Sharp	538	68.10%
Number Over Votes	0	. 0%
Number Under Votes	252	31.89%
.....		
Total Votes	790	

(DEM) Appeals Crt Justice 14 Place 6		
Leora T. Kahn	478	60.50%
Number Over Votes	0	. 0%
Number Under Votes	312	39.49%
.....		
Total Votes	790	
 (DEM) District Clerk		
Harvey G. Vornsand	617	78.10%
Number Over Votes	0	. 0%
Number Under Votes	173	21.89%
.....		
Total Votes	790	
 (DEM) County Treasurer		
Diane Matus	575	72.78%
Number Over Votes	0	. 0%
Number Under Votes	215	27.21%
.....		
Total Votes	790	
 (DEM) Justice of the Peace Pct 1		
Dodie Dungen	84	41.58%
Billy Hefner	117	57.92%
Number Over Votes	0	. 0%
Number Under Votes	1	.49%
.....		
Total Votes	202	
 (DEM) Justice of the Peace Pct 2		
W.O. Williamson	90	81.08%
Number Over Votes	0	. 0%
Number Under Votes	21	18.91%
.....		
Total Votes	111	
 (DEM) Justice of the Peace Pct 3		
Francis John Truchard	123	91.11%
Number Over Votes	0	. 0%
Number Under Votes	12	8.88%
.....		
Total Votes	135	
 (DEM) Justice of the Peace Pct 4		
Carolyn Baird	111	32.45%
George Cason	225	65.78%
Number Over Votes	0	. 0%
Number Under Votes	6	1.75%
.....		
Total Votes	342	
 (DEM) County Chairman		
Raul Martinez	512	64.81%
Number Over Votes	0	. 0%
Number Under Votes	278	35.18%
.....		
Total Votes	790	

(DEM) Precinct Chairman			
No Declared Candidates	0	. 0%	
Write In	55	6.96%	
Number Over Votes	0	. 0%	
Number Under Votes	735	93.03%	
.....			
Total Votes	790		

(DEM) National Poverty Initiative			
For	577	73.03%	
Against	96	12.15%	
Number Over Votes	0	. 0%	
Number Under Votes	117	14.81%	
.....			
Total Votes	790		

(DEM) Trial by Jury Initiative			
For	553	70.00%	
Against	95	12.02%	
Number Over Votes	0	. 0%	
Number Under Votes	142	17.97%	
.....			
Total Votes	790		

(REP) US Senator			
Kay Bailey Hutchison	1552	1548	79.38%
Number Over Votes		0	. 0%
Number Under Votes		402	20.61%
.....			
Total Votes		1950	

(REP) US Representative Dist 15			
Paul B. Haring	981	979	50.20%
Eddie Zamora		298	15.28%
Number Over Votes		0	. 0%
Number Under Votes		673	34.51%
.....			
Total Votes		1950	

(REP) Governor			
Larry Kilgore		315	16.15%
Rick Perry	1237	1233	63.23%
Star Locke		41	2.10%
Rhett R. Smith		56	2.87%
Number Over Votes		0	. 0%
Number Under Votes		305	15.64%
.....			
Total Votes		1950	

(REP) Lieutenant Governor			
David Dewhurst	1200	1198	61.43%
Tom Kelly	337	326	17.23%
Number Over Votes		0	. 0%
Number Under Votes		416	21.33%
.....			
Total Votes	1954	1950	

(REP) Attorney General			
Greg Abbott	1367	1363	69.89%
Number Over Votes		0	.0%
Number Under Votes		587	30.10%
.....			
Total Votes		1950	
(REP) Comptroller of Public Accounts			
Susan Combs	1371	1368	70.15%
Number Over Votes		0	.0%
Number Under Votes		582	29.84%
.....			
Total Votes		1950	
(REP) General Land Office Commissioner			
Jerry Patterson	1251	1248	64.00%
Number Over Votes		0	.0%
Number Under Votes		702	36.00%
.....			
Total Votes		1950	
(REP) Agriculture Commissioner			
Todd Staples	1217	1214	62.25%
Number Over Votes		0	.0%
Number Under Votes		736	37.74%
.....			
Total Votes		1950	
(REP) Railroad Commissioner			
Buck Werner	576	573	29.38%
Elizabeth Ames Jones		828	42.46%
Number Over Votes		0	.0%
Number Under Votes		549	28.15%
.....			
Total Votes		1950	
(REP) Supreme Crt Chief Justice Unxp			
Wallace Jefferson	1146	1144	58.66%
Number Over Votes		0	.0%
Number Under Votes		806	41.33%
.....			
Total Votes		1950	
(REP) Supreme Crt Justice Place 2			
Don Willett	565	564	28.92%
Steve Smith	689	688	35.28%
Number Over Votes		0	.0%
Number Under Votes		698	35.79%
.....			
Total Votes		1950	
(REP) Supreme Crt Justice Place 4			
David M. Medina	1126	1124	57.64%
Number Over Votes		0	.0%
Number Under Votes		826	42.35%
.....			
Total Votes		1954 1950	

(REP) Supreme Crt Justice Place 6			
Nathan Hecht	1137	1135	58.20%
Number Over Votes		0	.0%
Number Under Votes		815	41.79%
.....			
Total Votes		1950	

(REP) Supreme Crt Justice Place 8 Unxp			
Phil Johnson	1121	1119	57.38%
Number Over Votes		0	.0%
Number Under Votes		831	42.61%
.....			
Total Votes		1950	

(REP) Criminal Appeals Presiding Judge			
Sharon Keller		744	38.15%
Tom Price	536	534	27.38%
Number Over Votes		0	.0%
Number Under Votes		672	34.46%
.....			
Total Votes		1950	

(REP) Criminal Appeals Crt Judge Place 7			
Barbara Parker Hervey	1111	1109	56.87%
Number Over Votes		0	.0%
Number Under Votes		841	43.12%
.....			
Total Votes		1950	

(REP) Criminal Appeals Crt Judge Place 8			
Terry Keel		393	20.15%
Robert W. Francis	287	285	14.61%
Charles Holcomb		534	27.38%
Number Over Votes		0	.0%
Number Under Votes		738	37.84%
.....			
Total Votes		1950	

(REP) State BOE Member Dist 10			
Tony Dale	444	442	22.66%
Cynthia Dunbar		851	43.64%
Number Over Votes		0	.0%
Number Under Votes		657	33.69%
.....			
Total Votes		1950	

(REP) State Senator Dist 18			
Gary Gates	523	522	26.76%
Glenn Hegar	861	858	44.00%
David Stall		267	13.69%
Number Over Votes		0	.0%
Number Under Votes		303	15.53%
.....			
Total Votes		1950	

(REP) State Representative Dist 17			
Herman W. Brune	1271	1267	64.97%
Tim Kleinschmidt		373	19.12%
Number Over Votes		0	.0%
Number Under Votes		310	15.89%
.....			
Total Votes		1950	

(REP) Appeals Crt Justice 1 Place 2
 Jane Bland 1097 ~~1094~~ 56.10%
 Number Over Votes 0 . 0%
 Number Under Votes 856 43.89%

 Total Votes 1950

(REP) Appeals Crt Justice 1 Place 6
 George C. Hanks, Jr. 1099 ~~1096~~ 56.20%
 Number Over Votes 0 . 0%
 Number Under Votes 854 43.79%

 Total Votes 1950

(REP) Appeals Crt Justice 1 Place 7
 Terry Jennings 1093 ~~1090~~ 55.89%
 Number Over Votes 0 . 0%
 Number Under Votes 860 44.10%

 Total Votes 1950

(REP) Appeals Crt Justice 1 Place 8
 Tim Taft 1091 ~~1088~~ 55.79%
 Number Over Votes 0 . 0%
 Number Under Votes 862 44.20%

 Total Votes 1950

(REP) Appeals Crt Justice 1 Place 9
 Elsa Alcalá 1074 ~~1071~~ 54.92%
 Number Over Votes 0 . 0%
 Number Under Votes 879 45.07%

 Total Votes 1950

(REP) Appeals Crt Justice 14 Place 3
 John S. Anderson 1095 ~~1092~~ 56.00%
 Number Over Votes 0 . 0%
 Number Under Votes 858 44.00%

 Total Votes 1950

(REP) Appeals Crt Justice 14 Place 4
 J. Harvey Hudson 1097 ~~1095~~ 56.15%
 Number Over Votes 0 . 0%
 Number Under Votes 855 43.84%

 Total Votes 1950

(REP) Appeals Crt Justice 14 Place 5
 Wanda McKee Fowler 1098 ~~1096~~ 56.20%
 Number Over Votes 0 . 0%
 Number Under Votes 854 43.79%

 Total Votes 1950

(REP) Appeals Crt Justice 14 Place 6
 Richard Edelman 1099 ~~1097~~ 56.25%
 Number Over Votes 0 . 0%
 Number Under Votes 853 43.74%

 Total Votes 1954 ~~1950~~

(REP) Appeals Crt Justice 14 Place 8			
Charles Seymore	1091	1089	55.84%
Number Over Votes		0	.0%
Number Under Votes		861	44.15%
.....			
Total Votes		1950	

(REP) County Judge			
Al Jamison	1177	1175	60.25%
Dwain K. Dungen	727	726	37.23%
Number Over Votes		0	.0%
Number Under Votes		49	2.51%
.....			
Total Votes		1950	

(REP) County Clerk			
Darlene Hayek	1458	1455	74.61%
Number Over Votes		0	.0%
Number Under Votes		495	25.38%
.....			
Total Votes		1950	

(REP) County Treasurer			
Deborah (Debbie) Herring	1295	1292	66.25%
Number Over Votes		0	.0%
Number Under Votes		658	33.74%
.....			
Total Votes		1950	

(REP) County Surveyor			
Leonard W. Frank	1409	1406	72.10%
Number Over Votes		0	.0%
Number Under Votes		544	27.89%
.....			
Total Votes		1950	

(REP) County Commissioner Pct 2			
Herbie Helmcamp	440		82.55%
Number Over Votes		0	.0%
Number Under Votes		93	17.44%
.....			
Total Votes		533	

(REP) County Commissioner Pct 4			
Darrell D. Gertson	192	191	80.93%
Number Over Votes		0	.0%
Number Under Votes		45	19.06%
.....			
Total Votes		236	

(REP) Justice of the Peace Pct 2			
Jim Fox	225		42.21%
Richard Luhrs	287		53.84%
Number Over Votes		0	.0%
Number Under Votes		21	3.93%
.....			
Total Votes		533	

(REP) Justice of the Peace Pct 4			
Dwight Hadley	134		56.77%
Roy H. "Burr" Cranek	80		33.89%
Number Over Votes		0	.0%
Number Under Votes		22	9.32%
.....			
Total Votes		236	

(REP) County Chairman			
Jean Halfmann Ellis	1260	1258	64.51%
Number Over Votes		0	. 0%
Number Under Votes		692	35.48%
.....			
Total Votes		1950	

(REP) Photo ID Initiative			
Yes	1352	1348	69.12%
No		299	15.33%
Number Over Votes		0	. 0%
Number Under Votes		303	15.53%
.....			
Total Votes		1950	

(REP) Private Property Initiative			
Yes	1647	1644	84.30%
No	57	56	2.87%
Number Over Votes		0	. 0%
Number Under Votes		250	12.82%
.....			
Total Votes		1950	

(REP) Spending Cap Initiative			
Yes	1485	1481	75.94%
No		144	7.38%
Number Over Votes		0	. 0%
Number Under Votes		325	16.66%
.....			
Total Votes		1950	

(REP) Appraisal Cap Initiative			
Yes	1579	1575	80.76%
No		114	5.84%
Number Over Votes		0	. 0%
Number Under Votes		261	13.38%
.....			
Total Votes		1950	

TOTAL BALLOTS CAST	2744	2740	
TOTAL TYPE 1 BALLOTS		790	
TOTAL TYPE 2 BALLOTS	1954	1950	

PRECINCT NAME

	Total	Dem	Rep
PRECINCT 101	349	71	278
PRECINCT 102	55	15	40
PRECINCT 103	143	99	44
PRECINCT 201	477	67	410
PRECINCT 202	90	33	57
PRECINCT 301	158	23	135
PRECINCT 302	190 189	25	164 165
PRECINCT 303	57	12	45
PRECINCT 304	72	12	60
PRECINCT 305	239	50	189
PRECINCT 401	50	22	28
PRECINCT 402	493 492	306	186 187
PRECINCT 101 (ABS)	94 93	15	78 79
PRECINCT 102 (ABS)	7	0	7
PRECINCT 103 (ABS)	6	2	4
PRECINCT 201 (ABS)	71	11	60
PRECINCT 202 (ABS)	6	0	6
PRECINCT 301 (ABS)	31 30	1	29 30
PRECINCT 302 (ABS)	30	4	26
PRECINCT 303 (ABS)	4	0	4
PRECINCT 304 (ABS)	5	0	5
PRECINCT 305 (ABS)	81	8	73
PRECINCT 401 (ABS)	10	2	8
PRECINCT 402 (ABS)	26	12	14
TOTAL OF ALL PRECINCTS	2740 2744	790	1950 1954

-----CURRENT EVENT LOG-----

HR MN SC DY MN YR

21:21:02	03/07/06	Current Clock Time
FF:FF:FF	FF/FF/FF	Time clock reset.
15:07:38	03/07/06	Time totals zeroed.
00:00:00	00/00/00	Disk added. (None)
23:04:42	11/05/02	Disk stored. Disk# 4
21:18:30	03/07/06	Report printed.
21:18:24	03/07/06	Ballot count was 2740
		Last Precinct Seq# was 3

Democratic Primary Election – March 7, 2006

Precinct Chair Write-In Votes


Precinct 101	-0-	
Precinct 102	-0-	
Precinct 103	Edward Schneider	2
Precinct 201	Gorg C. Burley	1
	Raul Martinez	1
Precinct 202	M Luisa Alvarado	1
	W. O. Williamson	1
Precinct 301	Janice Gerry	1
Precinct 302	-0-	
Precinct 303	-0-	
Precinct 304	Bea Hill	1
Precinct 305	-0-	
Precinct 401	Sandra Hammond	2
	Betty Glover	1
Precinct 402	Joe Wendel	3
	Ken Craig	3
	Cris Bell	1
	Ray Sykowski	1
	Debra Black	1
	Carolyn Baird	1
	G. Cason	1
	Dwight Hadley	1

CANVASS OF PRIMARY ELECTION

REPUBLICAN PARTY

I, the Republican County Chair of Colorado County, Texas met on March 17, 2006 at Columbus, Texas, with the Republican Executive Committee sitting as the canvassing board for the Republican Primary election held on March 7, 2006 in this county. I certify that the tabulation of returns is true and correct as shown by the precinct returns received from each presiding judge of the election.

Witness my hand this 30th day of March 2006.

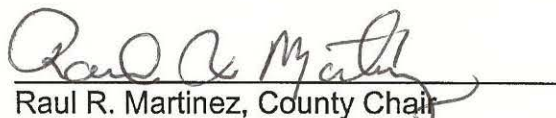

Jean Halfmann Ellis, County Chair

CANVASS OF PRIMARY ELECTION

DEMOCRATIC PARTY


I, the Democratic County Chair of Colorado County, Texas served as canvassing agent to canvass the Democratic Primary Election of March 7, 2006. I certify that the figures on the preceding pages correspond with the figures on the returns.

Witness my hand this 20 day of MARCH 2006.


Raul R. Martinez, County Chair

I hereby certify that the Primary Election returns have been duly recorded in the Election Records of Colorado County, Texas.

Given under my hand and seal this the 30th day of March 2006.


Darlene Hayek, County Clerk
Colorado County, Texas

**COLORADO COUNTY, TEXAS
PRIMARY RUNOFF
April 11, 2006**

Current Time/Date: 19:32:13 04/11/06

Total Number Voting	131		
Precincts Reporting	10 of	12	83.33%
(DEM) US Senator			
Gene Kelly	9		17.30%
Barbara Ann Radnofsky	43		82.69%
Number Over Votes	0		. 0%
Number Under Votes	0		. 0%
.....			
Total Votes	52		
(DEM) Lieutenant Governor			
Maria Luisa Alvarado	15		28.84%
Benjamin Z. Grant	37		71.15%
Number Over Votes	0		. 0%
Number Under Votes	0		. 0%
.....			
Total Votes	52		
(REP) Criminal Appeals Crt Judge Place 8			
Terry Keel	47		59.49%
Charles Holcomb	32		40.50%
Number Over Votes	0		. 0%
Number Under Votes	0		. 0%
.....			
Total Votes	79		
TOTAL BALLOTS CAST		131	
TOTAL TYPE 1 BALLOTS		52	
TOTAL TYPE 2 BALLOTS		79	

COLORADO COUNTY, TEXAS
PRIMARY RUNOFF
April 11, 2006


Current Time/Date: 19:32:24 04/11/06

PRECINCT NAME	TOTAL	DEM	REP
PRECINCT 101	22	11	11
PRECINCT 102	2	0	2
PRECINCT 103	0	0	0
PRECINCT 201	20	5	15
PRECINCT 202	1	1	0
PRECINCT 301	6	4	2
PRECINCT 302	7	1	6
PRECINCT 303	0	0	0
PRECINCT 304	1	0	1
PRECINCT 305	13	5	8
PRECINCT 401	5	3	2
PRECINCT 402	27	14	13
PRECINCT 101 (ABS)	5	1	4
PRECINCT 102 (ABS)	0	0	0
PRECINCT 103 (ABS)	1	1	0
PRECINCT 201 (ABS)	6	3	3
PRECINCT 202 (ABS)	0	0	0
PRECINCT 301 (ABS)	1	0	1
PRECINCT 302 (ABS)	7	3	4
PRECINCT 303 (ABS)	0	0	0
PRECINCT 304 (ABS)	0	0	0
PRECINCT 305 (ABS)	5	0	5
PRECINCT 401 (ABS)	2	0	2
PRECINCT 402 (ABS)	0	0	0
TOTAL OF ALL PRECINCTS	131	52	79

CANVASS OF PRIMARY RUNOFF ELECTION
REPUBLICAN PARTY

JE
I, the Republican County Chair of Colorado County, Texas met on April 20 2006 at Columbus, Texas, with the County Executive Committee sitting as the canvassing board for the Primary Runoff Election held on April 11, 2006 in this county. I certify that the tabulation of returns is true and correct as shown by the precinct returns received from each presiding judge of the election.

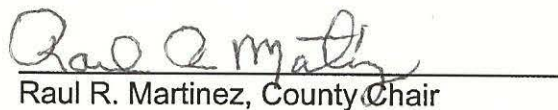
Witness my hand this 21st day of April, 2006.


Jean Halfmann Ellis, County Chair

CANVASS OF PRIMARY ELECTION
DEMOCRATIC PARTY


I, the Democratic County Chair of Colorado County, Texas served as canvassing agent to canvass the Democratic Primary Runoff Election of April 11, 2006. I certify that the figures on the preceding pages correspond with the figures on the returns.

Witness my hand this 26 day of APRIL 2006.


Raul R. Martinez, County Chair

I hereby certify that the Primary Runoff Election returns have been duly recorded in the Election Records of Colorado County, Texas.

Given under my hand and seal this the 21st day of April 2006.


Darlene Hayek, County Clerk
Colorado County, Texas

COLORADO COUNTY
General Election 11-07-2006
November 07, 2006

Current Time/Date: 00:10:24 11/08/06

Total Number Voting 5677
Precincts Reporting 12 of 12 100.00%

US Representative, DIST 25

Lloyd Doggett (DEM)	2519	44.37%
Barbara Cunningham (LIB)	212	3.73%
Brian Parrett (IND)	128	2.25%
Grant Rostig (REP)	2075	36.55%
Number Over Votes	0	.0%
Number Under Votes	743	13.08%
.....		
Total Votes	5677	

Straight Party

REP-REPUBLICAN PARTY	726	12.78%
DEM-DEMOCRATIC PARTY	637	11.22%
LIB-LIBERTARIAN PARTY	26	.45%
Number Over Votes	0	.0%
Number Under Votes	4288	75.53%
.....		
Total Votes	5677	

United States Senator

REP-Kay Bailey Hutchison (REP)	3810	67.11%
DEM-Barbara Ann Radnofsky (DEM)	1430	25.18%
LIB-Scott Lanier Jameson (LIB)	123	2.16%
Number Over Votes	0	.0%
Number Under Votes	314	5.53%
.....		
Total Votes	5677	

Governor

REP-Rick Perry (REP)	1803	31.75%
DEM-Chris Bell (DEM)	1213	21.36%
LIB-James Werner (LIB)	24	.42%
Carole Keeton Strayhorn (IND)	1743	30.70%
Richard "Kinky" Friedman (IND)	832	14.65%
Write In	0	.0%
Number Over Votes	0	.0%
Number Under Votes	62	1.09%
.....		
Total Votes	5677	

Lieutenant Governor

REP-David Dewhurst (REP)	3724	65.59%
DEM-Maria Luisa Alvarado (DEM)	1471	25.91%
LIB-Judy Baker (LIB)	245	4.31%
Number Over Votes	0	.0%
Number Under Votes	237	4.17%
.....		
Total Votes	5677	

Attorney General

REP-Greg Abbott (REP)	3777	66.53%
DEM-David Van Os (DEM)	1461	25.73%
LIB-Jon Roland (LIB)	118	2.07%
Number Over Votes	0	.0%
Number Under Votes	321	5.65%
.....		
Total Votes	5677	

Comptroller of Public Accounts		
REP-Susan Combs(REP)	3762	66.26%
DEM-Fred Head(DEM)	1458	25.68%
LIB-Mike Burris(LIB)	147	2.58%
Number Over Votes	0	.0%
Number Under Votes	310	5.46%
.....		
Total Votes	5677	
Commissioner of the General Land Office		
REP-Jerry Patterson(REP)	3271	57.61%
DEM-VaLinda Hathcox(DEM)	1719	30.28%
LIB-Michael A. French(LIB)	159	2.80%
Number Over Votes	0	.0%
Number Under Votes	528	9.30%
.....		
Total Votes	5677	
Commissioner of Agriculture		
REP-Todd Staples(REP)	3299	58.11%
DEM-Hank Gilbert(DEM)	1802	31.74%
LIB-Clay Woolam(LIB)	125	2.20%
Number Over Votes	0	.0%
Number Under Votes	451	7.94%
.....		
Total Votes	5677	
Railroad Commissioner		
REP-Elizabeth Ames Jones(REP)	2979	52.47%
DEM-Dale Henry(DEM)	2008	35.37%
LIB-Tabitha Serrano(LIB)	141	2.48%
Number Over Votes	0	.0%
Number Under Votes	549	9.67%
.....		
Total Votes	5677	
Chief Justice, Supreme Court		
REP-Wallace Jefferson(REP)	3463	61.00%
LIB-Tom Oxford(LIB)	789	13.89%
Write In	11	.19%
Number Over Votes	0	.0%
Number Under Votes	1414	24.90%
.....		
Total Votes	5677	
Justice, Supreme Court, Place 2		
REP-Don Willett(REP)	2736	48.19%
DEM-William E. "Bill" Moody(DEM)	2039	35.91%
LIB-Wade Wilson(LIB)	193	3.39%
Number Over Votes	0	.0%
Number Under Votes	709	12.48%
.....		
Total Votes	5677	
Justice, Supreme Court, Place 4		
REP-David M. Medina(REP)	3389	59.69%
LIB-Jerry Adkins(LIB)	874	15.39%
Number Over Votes	0	.0%
Number Under Votes	1414	24.90%
.....		
Total Votes	5677	
Justice, Supreme Court, Place 6		
REP-Nathan Hecht(REP)	3455	60.85%
LIB-Todd Phillippi(LIB)	767	13.51%
Number Over Votes	0	.0%
Number Under Votes	1455	25.62%
.....		
Total Votes	5677	

Justice, Supreme Court, Place 8		
REP-Phil Johnson(REP)	3424	60.31%
LIB-Jay H. Cookingham(LIB)	771	13.58%
Number Over Votes	0	.0%
Number Under Votes	1482	26.10%
.....		
Total Votes	5677	
Presiding Judge, CT of Criminal Appeals		
REP-Sharon Keller(REP)	3079	54.23%
DEM-J. R. Molina(DEM)	1833	32.28%
Number Over Votes	0	.0%
Number Under Votes	765	13.47%
.....		
Total Votes	5677	
Judge, Court of Criminal Appeals, P7		
REP-Barbara Parker Hervey(REP)	3448	60.73%
LIB-Quanah Parker(LIB)	803	14.14%
Number Over Votes	0	.0%
Number Under Votes	1426	25.11%
.....		
Total Votes	5677	
Judge, Court of Criminal Appeals, P8		
REP-Charles Holcomb(REP)	3488	61.44%
LIB-Dave Howard(LIB)	755	13.29%
Number Over Votes	0	.0%
Number Under Votes	1434	25.25%
.....		
Total Votes	5677	
Member, State BoE, District 10		
REP-Cynthia Dunbar(REP)	3519	61.98%
LIB-Martin Thomen(LIB)	758	13.35%
Number Over Votes	0	.0%
Number Under Votes	1400	24.66%
.....		
Total Votes	5677	
State Senator, District 18		
REP-Glenn Hegar(REP)	3593	63.29%
LIB-Roy O. Wright, II(LIB)	770	13.56%
Number Over Votes	0	.0%
Number Under Votes	1314	23.14%
.....		
Total Votes	5677	
State Representative District 17		
REP-Tim Kleinschmidt(REP)	2902	51.11%
DEM-Robby Cook(DEM)	2517	44.33%
LIB-Roderick (Rod) Gibbs(LIB)	125	2.20%
Number Over Votes	0	.0%
Number Under Votes	133	2.34%
.....		
Total Votes	5677	
Justice, 1st Court of Appeals DIST, P2		
REP-Jane Bland(REP)	3568	62.85%
Number Over Votes	0	.0%
Number Under Votes	2109	37.14%
.....		
Total Votes	5677	

Justice, 1st Court of Appeals DIST, P6		
REP-George C. Hanks, Jr. (REP)	3558	62.67%
Number Over Votes	0	. 0%
Number Under Votes	2119	37.32%
.....		
Total Votes	5677	
Justice, 1st Court of Appeals DIST, P7		
REP-Terry Jennings (REP)	3550	62.53%
Number Over Votes	0	. 0%
Number Under Votes	2127	37.46%
.....		
Total Votes	5677	
Justice, 1st Court of Appeals DIST, P8		
REP-Tim Taft (REP)	3563	62.76%
Number Over Votes	0	. 0%
Number Under Votes	2114	37.23%
.....		
Total Votes	5677	
Justice, 1st Court of Appeals DIST, P9		
REP-Elsa Alcalá (REP)	2406	42.38%
DEM-Jim Sharp (DEM)	2562	45.12%
Number Over Votes	0	. 0%
Number Under Votes	709	12.48%
.....		
Total Votes	5677	
Justice, 14th Court of Appeals DIST, P3		
REP-John S. Anderson (REP)	3567	62.83%
Number Over Votes	0	. 0%
Number Under Votes	2110	37.16%
.....		
Total Votes	5677	
Justice, 14th Court of Appeals DIST, P4		
REP-J. Harvey Hudson (REP)	3553	62.58%
Number Over Votes	0	. 0%
Number Under Votes	2124	37.41%
.....		
Total Votes	5677	
Justice, 14th Court of Appeals DIST, P5		
REP-Wanda McKee Fowler (REP)	3523	62.05%
Number Over Votes	0	. 0%
Number Under Votes	2154	37.94%
.....		
Total Votes	5677	
Justice, 14th Court of Appeals DIST, P6		
REP-Richard Edelman (REP)	2917	51.38%
DEM-Leora T. Kahn (DEM)	1918	33.78%
Number Over Votes	0	. 0%
Number Under Votes	842	14.83%
.....		
Total Votes	5677	

Justice, 14th Court of Appeals DIST, P8		
REP-Charles Seymore(REP)	3525	62.09%
Number Over Votes	0	.0%
Number Under Votes	2152	37.90%
.....		
Total Votes	5677	
County Judge		
REP-Al Jamison(REP)	3916	68.98%
Number Over Votes	0	.0%
Number Under Votes	1761	31.01%
.....		
Total Votes	5677	
District Clerk		
DEM-Harvey G. Vornsand(DEM)	4000	70.45%
Number Over Votes	0	.0%
Number Under Votes	1677	29.54%
.....		
Total Votes	5677	
County Clerk		
REP-Darlene Hayek(REP)	4110	72.39%
Number Over Votes	0	.0%
Number Under Votes	1567	27.60%
.....		
Total Votes	5677	
County Treasurer		
REP-Deborah (Debbie) Herring(REP)	2552	44.95%
DEM-Diane Matus(DEM)	2942	51.82%
Number Over Votes	0	.0%
Number Under Votes	183	3.22%
.....		
Total Votes	5677	
County Surveyor		
REP-Leonard W. Frank(REP)	3988	70.24%
Number Over Votes	0	.0%
Number Under Votes	1689	29.75%
.....		
Total Votes	5677	
County Commissioner, Precinct No. 2 COMM		
REP-Herbie Helmcamp(REP)	1057	76.53%
Number Over Votes	0	.0%
Number Under Votes	324	23.46%
.....		
Total Votes	1381	
County Commissioner, Precinct No. 4 COMM		
REP-Darrell D. Gertson(REP)	746	66.31%
Number Over Votes	0	.0%
Number Under Votes	379	33.68%
.....		
Total Votes	1125	

Justice of the Peace, Precinct No. 1 JOP		
DEM-Billy Hefner (DEM)	969	67.71%
Number Over Votes	0	.0%
Number Under Votes	462	32.28%
.....		
Total Votes	1431	
Justice of the Peace, Precinct No. 2 JOP		
REP-Richard Luhrs (REP)	898	65.02%
DEM-W. O. Williamson (DEM)	449	32.51%
Number Over Votes	0	.0%
Number Under Votes	34	2.46%
.....		
Total Votes	1381	
Justice of the Peace, Precinct No. 3 JOP		
DEM-Francis John Truchard (DEM)	1210	69.54%
Number Over Votes	0	.0%
Number Under Votes	530	30.45%
.....		
Total Votes	1740	
Justice of the Peace, Precinct No. 4 JOP		
REP-Dwight Hadley (REP)	461	40.97%
DEM-George Cason (DEM)	648	57.60%
Number Over Votes	0	.0%
Number Under Votes	16	1.42%
.....		
Total Votes	1125	
TOTAL BALLOTS CAST		
	5677	

COLORADO COUNTY
General Election 11-07-2006
November 07, 2006


Current Time/Date: 00:13:45 11/08/06

PRECINCT NAME	TOTAL
Precinct 101	680
Precinct 102	98
Precinct 103	316
Precinct 201	938
Precinct 202	186
Precinct 301	297
Precinct 302	328
Precinct 303	139
Precinct 304	133
Precinct 305	384
Precinct 401	93
Precinct 402	880
Precinct 101 (ABS)	269
Precinct 102 (ABS)	37
Precinct 103 (ABS)	31
Precinct 201 (ABS)	218
Precinct 202 (ABS)	39
Precinct 301 (ABS)	94
Precinct 302 (ABS)	90
Precinct 303 (ABS)	43
Precinct 304 (ABS)	32
Precinct 305 (ABS)	200
Precinct 401 (ABS)	21
Precinct 402 (ABS)	131
TOTAL OF ALL PRECINCTS	5677

CANVASS OF GENERAL ELECTION

I, A. G. Jamison, County Judge, of Colorado County, Texas, met with the Commissioners' Court sitting as the Canvassing Board to canvass the General Election of November 7, 2006, on November 15, 2006 at Columbus, Texas.

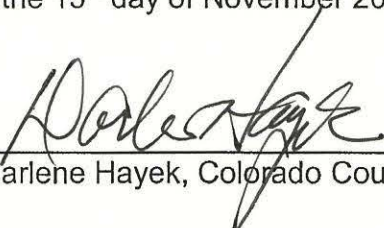
I certify that on this date, November 15, 2006, the figures of the AIS tabulations correspond with the figures on the returns.



A. G. Jamison, Colorado County Judge

I hereby certify that the General Election returns have been duly recorded in the Election Records of Colorado County, Texas.

Given under my hand and seal this the 15th day of November 2006.



Darlene Hayek, Colorado County Clerk

Grand Totals Node 2
16:07:27 12-May-2006

Colorado County, Texas
Constitutional Amendment Election
May 12, 2007

ABSENTEE

	Total	Percent
PRC CNTD (OF 12) - Total	11	91.67
REGISTERED VOTERS - Total	0	
BALLOTS COUNTED - Total	171	
Amendment		
VOTE FOR 1		
FOR (A FAVOR)	163	95.32
AGAINST (EN CONTRA)	8	4.68
Total	171	100.00
Overvotes	0	
Undervotes	0	

PRECINCTS PROCESSED
16:08:18 12-May-2006

Colorado County, Texas
Constitutional Amendment Election
May 12, 2007

ABSENTEE

Precinct :		Ballots Counted
0001	Precinct 101	53
0002	Precinct 102	8
0004	Precinct 201	21
0005	Precinct 202	2
0006	Precinct 301	22
0007	Precinct 302	14
0008	Precinct 303	5
0009	Precinct 304	2
0010	Precinct 305	28
0011	Precinct 401	3
0012	Precinct 402	13
	TOTAL	171

PRECINCTS PROCESSED
21:46:40 12-May-2006

Colorado County, Texas
Constitutional Amendment Election
May 12, 2007

Precinct :		<u>ELECTION DAY VOTES</u>	Ballots Counted
0001	Precinct 101	161 162	215 214
0002	Precinct 102	34	42
0003	Precinct 103	162	162
0004	Precinct 201	396	417
0005	Precinct 202	29	31
0006	Precinct 301	49	71
0007	Precinct 302	50	64
0008	Precinct 303	14	19
0009	Precinct 304	25	27
0010	Precinct 305	108	136
0011	Precinct 401	8	11
0012	Precinct 402	460	473
		<u>1,496</u>	TOTAL 1667

Grand Totals Node 2
21:44:27 12-May-2006

Colorado County, Texas
Constitutional Amendment Election
May 12, 2007

	Total	Percent
PRC CNTD (OF 12) - Total	12	100.00
REGISTERED VOTERS - Total	0	
BALLOTS COUNTED - Total	1,667	
Amendment		
VOTE FOR 1		
FOR (A FAVOR)	1,527	91.54
AGAINST (EN CONTRA)	140	8.46
Total	1,667	100.00
Overvotes	0	
Undervotes	0	

CANVASS OF CONSTITUTIONAL AMENDMENT ELECTION

I, A. G. Jamison, County Judge, of Colorado County, Texas, met with the Commissioners' Court sitting as the Canvassing Board to Canvass the Constitutional Amendment Election of May 12, 2007.


I certify that on this the 16th day of May 2007, the figures of the AIS tabulations correspond with the figures on the returns.



A. G. Jamison, County Judge

I hereby certify that the Constitutional Amendment Election returns have been duly recorded in the Election Records of Colorado County, Texas.

Given under my hand and seal this the 16th May 2007.



Darlene Hayek, County Clerk

SUMMARY REPT-GROUP DETAIL

COLORADO COUNTY, TEXAS
 CONSTITUTIONAL AMEND ELECTION
 NOVEMBER 6, 2007

OFFICIAL CANVASS RESULTS

RUN DATE:11/15/07 08:59 AM

REPORT-EL45A PAGE 001

	TOTAL VOTES	%	EARLY VOTING	ELECTION DAY
PRECINCTS COUNTED (OF 12)	2	16.67		
REGISTERED VOTERS - TOTAL	13,112			
BALLOTS CAST - TOTAL	2,430		265	2,165
VOTER TURNOUT - TOTAL		18.53		
PROP 1				
VOTE FOR 1				
FOR (A FAVOR)	1,218	60.81	137	1,081
AGAINST (EN CONTRA)	785	39.19	90	695
Over Votes	0		0	0
Under Votes	427		38	389
PROP 2				
VOTE FOR 1				
FOR (A FAVOR)	1,260	59.35	124	1,136
AGAINST (EN CONTRA)	863	40.65	108	755
Over Votes	0		0	0
Under Votes	307		33	274
PROP 3				
VOTE FOR 1				
FOR (A FAVOR)	1,461	69.57	167	1,294
AGAINST (EN CONTRA)	639	30.43	75	564
Over Votes	0		0	0
Under Votes	330		23	307
PROP 4				
VOTE FOR 1				
FOR (A FAVOR)	1,075	52.01	120	955
AGAINST (EN CONTRA)	992	47.99	116	876
Over Votes	1		0	1
Under Votes	362		29	333
PROP 5				
VOTE FOR 1				
FOR (A FAVOR)	1,251	61.69	147	1,104
AGAINST (EN CONTRA)	777	38.31	85	692
Over Votes	2		0	2
Under Votes	400		33	367
PROP 6				
VOTE FOR 1				
FOR (A FAVOR)	1,605	74.51	189	1,416
AGAINST (EN CONTRA)	549	25.49	55	494
Over Votes	1		0	1
Under Votes	275		21	254

SUMMARY REPT-GROUP DETAIL

COLORADO COUNTY, TEXAS
 CONSTITUTIONAL AMEND ELECTION
 NOVEMBER 6, 2007

OFFICIAL CANVASS RESULTS

RUN DATE:11/15/07 08:59 AM

REPORT-EL45A PAGE 002

	TOTAL VOTES	%	EARLY VOTING	ELECTION DAY
PROP 7				
VOTE FOR 1				
FOR (A FAVOR)	1,711	80.59	211	1,500
AGAINST (EN CONTRA)	412	19.41	34	378
Over Votes	0		0	0
Under Votes	307		20	287
PROP 8				
VOTE FOR 1				
FOR (A FAVOR)	1,505	74.06	165	1,340
AGAINST (EN CONTRA)	527	25.94	68	459
Over Votes	0		0	0
Under Votes	398		32	366
PROP 9				
VOTE FOR 1				
FOR (A FAVOR)	1,842	86.16	213	1,629
AGAINST (EN CONTRA)	296	13.84	32	264
Over Votes	0		0	0
Under Votes	292		20	272
PROP 10				
VOTE FOR 1				
FOR (A FAVOR)	1,485	71.02	188	1,297
AGAINST (EN CONTRA)	606	28.98	47	559
Over Votes	1		0	1
Under Votes	338		30	308
PROP 11				
VOTE FOR 1				
FOR (A FAVOR)	1,603	78.31	198	1,405
AGAINST (EN CONTRA)	444	21.69	41	403
Over Votes	1		0	1
Under Votes	382		26	356
PROP 12				
VOTE FOR 1				
FOR (A FAVOR)	1,145	55.23	126	1,019
AGAINST (EN CONTRA)	928	44.77	110	818
Over Votes	2		0	2
Under Votes	355		29	326
PROP 13				
VOTE FOR 1				
FOR (A FAVOR)	1,872	84.82	218	1,654
AGAINST (EN CONTRA)	335	15.18	30	305
Over Votes	0		0	0
Under Votes	223		17	206

SUMMARY REPT-GROUP DETAIL

COLORADO COUNTY, TEXAS
 CONSTITUTIONAL AMEND ELECTION
 NOVEMBER 6, 2007

OFFICIAL CANVASS RESULTS

RUN DATE:11/15/07 08:59 AM

REPORT-EL45A PAGE 003

	TOTAL VOTES	%	EARLY VOTING	ELECTION DAY
PROP 14				
VOTE FOR 1				
FOR (A FAVOR)	1,616	75.58	170	1,446
AGAINST (EN CONTRA)	522	24.42	68	454
Over Votes	0		0	0
Under Votes	292		27	265
PROP 15				
VOTE FOR 1				
FOR (A FAVOR)	1,343	62.49	140	1,203
AGAINST (EN CONTRA)	806	37.51	99	707
Over Votes	1		0	1
Under Votes	280		26	254
PROP 16				
VOTE FOR 1				
FOR (A FAVOR)	970	46.68	89	881
AGAINST (EN CONTRA)	1,108	53.32	144	964
Over Votes	0		0	0
Under Votes	352		32	320
GCD PROP 1				
VOTE FOR 1				
FOR (A FAVOR)	1,240	52.32	113	1,127
AGAINST (EN CONTRA)	1,130	47.68	147	983
Over Votes	2		0	2
Under Votes	58		5	53
Place 1, Director PRECINCT 1				
VOTE FOR 1				
Betty Schiurring	366	94.57	40	326
WRITE-IN	21	5.43	3	18
Over Votes	0		0	0
Under Votes	258		42	216
Place 2, Director PRECINCT 2				
VOTE FOR 1				
Bill Briscoe	335	97.38	29	306
WRITE-IN	9	2.62	2	7
Over Votes	0		0	0
Under Votes	171		14	157
Place 3, Director PRECINCT 3				
VOTE FOR 1				
Mike Wostarek	365	61.04	48	317
Whyman D. Psencik	229	38.29	26	203
WRITE-IN	4	.67	2	2
Over Votes	1		0	1
Under Votes	217		36	181

SUMMARY REPT-GROUP DETAIL

COLORADO COUNTY, TEXAS
 CONSTITUTIONAL AMEND ELECTION
 NOVEMBER 6, 2007

OFFICIAL CANVASS RESULTS

RUN DATE:11/15/07 08:59 AM

REPORT-EL45A PAGE 004

	TOTAL VOTES	%	EARLY VOTING	ELECTION DAY
Place 4, Director PRECINCT 4				
VOTE FOR 1				
Tom Kelley	317	97.84	14	303
WRITE-IN.	7	2.16	1	6
Over Votes	0		0	0
Under Votes	130		8	122
At-Large Directors				
VOTE FOR 1				
Marian Schonenberg	1,353	96.71	130	1,223
WRITE-IN.	46	3.29	10	36
Over Votes	0		0	0
Under Votes	1,031		125	906
Place 6, At-Large Director				
VOTE FOR 1				
Jim Wiese	882	56.65	96	786
Glen Sunderman.	637	40.91	54	583
WRITE-IN.	38	2.44	9	29
Over Votes	1		0	1
Under Votes	872		106	766
Place 7, At-Large Director				
VOTE FOR 1				
Scott Brasher	1,368	96.54	135	1,233
WRITE-IN.	49	3.46	8	41
Over Votes	0		0	0
Under Votes	1,013		122	891

PRECINCTS COMPLETED LISTING

COLORADO COUNTY, TEXAS
CONSTITUTIONAL AMENDMENT
NOVEMBER 6, 2007

OFFICIAL CANVASS RESULTS

RUN DATE:11/14/07 10:44 AM

PRECINCT	GROUP	TOTAL BALS	REG. TURN VOTERS OUT
1 PRECINCT 101	ELECTION TOTALS	420	2,249 18.67
	EARLY VOTING	73	
	ELECTION DAY	347	
2 PRECINCT 102	ELECTION TOTALS	63	302 20.86
	EARLY VOTING	8	
	ELECTION DAY	55	
3 PRECINCT 103	ELECTION TOTALS	162	701 23.11
	EARLY VOTING	4	
	ELECTION DAY	158	
4 PRECINCT 201	ELECTION TOTALS	432	2,764 15.63
	EARLY VOTING	39	
	ELECTION DAY	393	
5 PRECINCT 202	ELECTION TOTALS	83	579 14.34
	EARLY VOTING	6	
	ELECTION DAY	77	
6 PRECINCT 301	ELECTION TOTALS	210	853 24.62
	EARLY VOTING	30	
	ELECTION DAY	180	
7 PRECINCT 302	ELECTION TOTALS	183	810 22.59
	EARLY VOTING	25	
	ELECTION DAY	158	
8 PRECINCT 303	ELECTION TOTALS	97	360 26.94
	EARLY VOTING	6	
	ELECTION DAY	91	
9 PRECINCT 304	ELECTION TOTALS	78	283 27.56
	EARLY VOTING	4	
	ELECTION DAY	74	
10 PRECINCT 305	ELECTION TOTALS	248	1,354 18.32
	EARLY VOTING	47	
	ELECTION DAY	201	
11 PRECINCT 401	ELECTION TOTALS	48	317 15.14
	EARLY VOTING	5	
	ELECTION DAY	43	
12 PRECINCT 402	ELECTION TOTALS	406	2,540 15.98
	EARLY VOTING	18	
	ELECTION DAY	388	

**CANVASS OF CONSTITUTIONAL AMENDMENT ELECTION
November 6, 2007**

I, A. G. Jamison, County Judge, of Colorado County, Texas, met with the Commissioners' Court sitting as the Canvassing Board to canvass the Constitutional Amendment Election of November 6, 2007 at Columbus, Texas.

I certify that on this date, November 15, 2007, the figures of the AIS tabulations correspond with the figures on the returns.



A. G. Jamison, Colorado County Judge

I hereby certify that the Constitutional Amendment Election returns have been duly recorded in the Election Records of Colorado County, Texas.

Given under my hand and seal of office this the 15th day of November 2007.



Darlene Hayek, Colorado County Clerk



SUMMARY REPT-GROUP DETAIL

COLORADO COUNTY, TEXAS
PRIMARY ELECTION
MARCH 4, 2008
STATISTICS

OFFICIAL CANVASS RESULTS

RUN DATE:03/13/08 09:52 AM

REPORT-EL45A PAGE 001

	TOTAL VOTES	%	EARLY VOTING	ELECTION DAY
PRECINCTS COUNTED (OF 12)	12	100.00		
REGISTERED VOTERS - TOTAL	13,167			
REGISTERED VOTERS - REPUBLICAN PARTY	0			
REGISTERED VOTERS - DEMOCRATIC PARTY	0			
BALLOTS CAST - TOTAL	4,858		923	3,935
BALLOTS CAST - REPUBLICAN PARTY	1,881	38.72	408	1,473
BALLOTS CAST - DEMOCRATIC PARTY	2,977	61.28	515	2,462
VOTER TURNOUT - TOTAL		36.90		

SUMMARY REPT-GROUP DETAIL

COLORADO COUNTY, TEXAS
PRIMARY ELECTION
MARCH 4, 2008
REPUBLICAN PARTY

OFFICIAL CANVASS RESULTS

RUN DATE:03/13/08 09:52 AM

REPORT-EL45A PAGE 002

	TOTAL VOTES	%	EARLY VOTING	ELECTION DAY
President				
VOTE FOR 1				
Mitt Romney	34	1.83	12	22
Rudy Giuliani	7	.38	1	6
John McCain	947	51.02	209	738
Mike Huckabee	685	36.91	122	563
Ron Paul	132	7.11	37	95
Duncan Hunter	25	1.35	9	16
Fred Thompson	8	.43	3	5
Hugh Cort	2	.11	2	0
Hoa Tran	0		0	0
Alan Keyes	1	.05	0	1
Uncommitted (No Comprometido)	15	.81	6	9
Total	1,856		401	1,455
Over Votes	0		0	0
Under Votes	25		7	18
United States Senator				
VOTE FOR 1				
Larry Kilgore	405	24.58	82	323
John Cornyn	1,243	75.42	279	964
Total	1,648		361	1,287
Over Votes	0		0	0
Under Votes	233		47	186
United States Representative, Dist 25				
VOTE FOR 1				
George L. Morovich	1,244	100.00	260	984
Total	1,244		260	984
Over Votes	0		0	0
Under Votes	637		148	489
Railroad Commissioner				
VOTE FOR 1				
Michael L. Williams	1,280	100.00	264	1,016
Total	1,280		264	1,016
Over Votes	0		0	0
Under Votes	601		144	457
Chief Justice, Supreme Court				
VOTE FOR 1				
Wallace B. Jefferson	1,237	100.00	259	978
Total	1,237		259	978
Over Votes	0		0	0
Under Votes	644		149	495
Justice, Supreme Court, Place 7				
VOTE FOR 1				
Dale Wainwright	1,240	100.00	267	973
Total	1,240		267	973
Over Votes	0		0	0
Under Votes	641		141	500

SUMMARY REPT-GROUP DETAIL

COLORADO COUNTY, TEXAS
 PRIMARY ELECTION
 MARCH 4, 2008
 REPUBLICAN PARTY

OFFICIAL CANVASS RESULTS

RUN DATE:03/13/08 09:52 AM

REPORT-EL45A PAGE 003

	TOTAL VOTES	%	EARLY VOTING	ELECTION DAY
Justice, Supreme Court, Place 8				
VOTE FOR 1				
Phil Johnson	1,208	100.00	254	954
Total	1,208		254	954
Over Votes	0		0	0
Under Votes	673		154	519
Criminal Appeals Judge Place 3				
VOTE FOR 1				
Tom Price	1,206	100.00	252	954
Total	1,206		252	954
Over Votes	0		0	0
Under Votes	675		156	519
Criminal Appeals Judge Place 4				
VOTE FOR 1				
Paul Womack	961	74.79	198	763
Robert Francis	324	25.21	80	244
Total	1,285		278	1,007
Over Votes	0		0	0
Under Votes	596		130	466
Criminal Appeals Judge Place 9				
VOTE FOR 1				
Cathy Cochran	1,198	100.00	254	944
Total	1,198		254	944
Over Votes	0		0	0
Under Votes	683		154	529
State Representative, District 17				
VOTE FOR 1				
Tim Kleinschmidt	1,292	100.00	281	1,011
Total	1,292		281	1,011
Over Votes	0		0	0
Under Votes	589		127	462
Chief Justice, 14th Court of Appeals				
VOTE FOR 1				
Adele Hedges	1,184	100.00	250	934
Total	1,184		250	934
Over Votes	0		0	0
Under Votes	697		158	539
Justice, 14th Court of Appeals Dist, P4				
VOTE FOR 1				
Jeff Brown	1,171	100.00	244	927
Total	1,171		244	927
Over Votes	0		0	0
Under Votes	710		164	546

SUMMARY REPT-GROUP DETAIL

COLORADO COUNTY, TEXAS
 PRIMARY ELECTION
 MARCH 4, 2008
 REPUBLICAN PARTY

OFFICIAL CANVASS RESULTS

RUN DATE:03/13/08 09:52 AM

REPORT-EL45A PAGE 004

	TOTAL VOTES	%	EARLY VOTING	ELECTION DAY
Justice, 14th Court of Appeals Dist, P6				
VOTE FOR 1				
Bill Boyce	546	43.54	117	429
James "Jim" C. Holland, Jr.	708	56.46	154	554
Total	1,254		271	983
Over Votes	0		0	0
Under Votes	627		137	490
Justice, 14th Court of Appeals Dist, P7				
VOTE FOR 1				
Kem Thompson Frost	1,147	100.00	239	908
Total	1,147		239	908
Over Votes	0		0	0
Under Votes	734		169	565
Justice, 1st Court of Appeals Dist, P3				
VOTE FOR 1				
Sam Nuchia	380	28.79	92	288
Ed Hubbard	940	71.21	198	742
Total	1,320		290	1,030
Over Votes	0		0	0
Under Votes	561		118	443
Justice, 1st Court of Appeals Dist, P5				
VOTE FOR 1				
Laura Carter Higley	1,165	100.00	249	916
Total	1,165		249	916
Over Votes	0		0	0
Under Votes	716		159	557
District Judge, 25th Judicial District				
VOTE FOR 1				
Dwight E. Peschel	1,292	100.00	266	1,026
Total	1,292		266	1,026
Over Votes	0		0	0
Under Votes	589		142	447
District Judge, 2nd 25th Judicial Dist				
VOTE FOR 1				
W.C. (Bud) Kirkendall	1,276	100.00	266	1,010
Total	1,276		266	1,010
Over Votes	0		0	0
Under Votes	605		142	463
County Commissioner, Precinct No. 1				
VOTE FOR 1				
Doug Wessels	492	78.34	134	358
Victor Shimek	136	21.66	30	106
Total	628		164	464
Over Votes	0		0	0
Under Votes	25		12	13

SUMMARY REPT-GROUP DETAIL

COLORADO COUNTY, TEXAS
PRIMARY ELECTION
MARCH 4, 2008
REPUBLICAN PARTY

OFFICIAL CANVASS RESULTS

RUN DATE:03/13/08 09:52 AM

REPORT-EL45A PAGE 005

TOTAL VOTES % EARLY VOTING ELECTION DAY

County Commissioner, Precinct No. 3

VOTE FOR 1

Tommy Hahn	479	100.00	102	377
Total	479		102	377
Over Votes	0		0	0
Under Votes	120		26	94

County Republican Chair

VOTE FOR 1

Jean Halfmann Ellis	1,274	100.00	273	1,001
Total	1,274		273	1,001
Over Votes	0		0	0
Under Votes	607		135	472

VDL

7 PAGE 326

SUMMARY REPT-GROUP DETAIL

COLORADO COUNTY, TEXAS
 PRIMARY ELECTION
 MARCH 4, 2008
 DEMOCRATIC PARTY

OFFICIAL CANVASS RESULTS

RUN DATE:03/13/08 09:52 AM

REPORT-EL45A PAGE 006

	TOTAL VOTES	%	EARLY VOTING	ELECTION DAY
President				
VOTE FOR 1				
Hillary Clinton	1,693	57.39	254	1,439
Barack Obama	1,190	40.34	252	938
John Edwards	52	1.76	4	48
Bill Richardson	9	.31	1	8
Christopher J. Dodd	0		0	0
Joe Biden	6	.20	1	5
Total	2,950		512	2,438
Over Votes	0		0	0
Under Votes	27		3	24

United States Senator				
VOTE FOR 1				
Gene Kelly	1,133	50.09	164	969
Richard J. (Rick) Noriega	688	30.42	123	565
Ray McMurrey	238	10.52	40	198
Rhett R. Smith	203	8.97	46	157
Total	2,262		373	1,889
Over Votes	0		0	0
Under Votes	715		142	573

United States Representative, Dist 25				
VOTE FOR 1				
Lloyd Doggett	1,972	100.00	333	1,639
Total	1,972		333	1,639
Over Votes	0		0	0
Under Votes	1,005		182	823

Railroad Commissioner				
VOTE FOR 1				
Dale Henry	729	35.29	108	621
Art Hall	342	16.55	59	283
Mark Thompson	995	48.16	168	827
Total	2,066		335	1,731
Over Votes	0		0	0
Under Votes	911		180	731

Chief Justice, Supreme Court				
VOTE FOR 1				
Jim Jordan	1,868	100.00	301	1,567
Total	1,868		301	1,567
Over Votes	0		0	0
Under Votes	1,109		214	895

Justice, Supreme Court, Place 7				
VOTE FOR 1				
Baltasar D. Cruz	742	35.02	135	607
Sam Houston	1,377	64.98	220	1,157
Total	2,119		355	1,764
Over Votes	0		0	0
Under Votes	858		160	698

	TOTAL VOTES	%	EARLY VOTING	ELECTION DAY
Justice, Supreme Court, Place 8				
VOTE FOR 1				
Susan Criss.	1,429	68.41	237	1,192
Linda Reyna Yatez.	660	31.59	111	549
Total	2,089		348	1,741
Over Votes	0		0	0
Under Votes	888		167	721
Criminal Appeals Judge Place 3				
VOTE FOR 1				
Susan Strawn	1,793	100.00	287	1,506
Total	1,793		287	1,506
Over Votes	0		0	0
Under Votes	1,184		228	956
Criminal Appeals Judge Place 4				
VOTE FOR 1				
J.R. Molina.	1,811	100.00	293	1,518
Total	1,811		293	1,518
Over Votes	0		0	0
Under Votes	1,166		222	944
State Representative, District 17				
VOTE FOR 1				
Latreese A. Cooke.	794	35.70	149	645
Donnie Dippel	1,430	64.30	214	1,216
Total	2,224		363	1,861
Over Votes	1		0	1
Under Votes	752		152	600
Chief Justice, 14th Court of Appeals				
VOTE FOR 1				
Joe W. Beverly.	1,808	100.00	290	1,518
Total	1,808		290	1,518
Over Votes	0		0	0
Under Votes	1,169		225	944
Justice, 14th Court of Appeals Dist. P4				
VOTE FOR 1				
Bert Moser	1,796	100.00	289	1,507
Total	1,796		289	1,507
Over Votes	0		0	0
Under Votes	1,181		226	955
Justice, 14th Court of Appeals Dist. P6				
VOTE FOR 1				
Mary M. Markantonis	1,798	100.00	288	1,510
Total	1,798		288	1,510
Over Votes	0		0	0
Under Votes	1,179		227	952

SUMMARY REPT-GROUP DETAIL

COLORADO COUNTY, TEXAS
 PRIMARY ELECTION
 MARCH 4, 2008
 DEMOCRATIC PARTY

OFFICIAL CANVASS RESULTS

RUN DATE:03/13/08 09:52 AM

REPORT-EL45A PAGE 008

	TOTAL VOTES	%	EARLY VOTING	ELECTION DAY
Justice, 14th Court of Appeals Dist, P7				
VOTE FOR 1				
Martin J. Siegel	1,761	100.00	282	1,479
Total	1,761		282	1,479
Over Votes	0		0	0
Under Votes	1,216		233	983
Justice, 1st Court of Appeals Dist, P3				
VOTE FOR 1				
Jim Sharp	1,889	100.00	300	1,589
Total	1,889		300	1,589
Over Votes	0		0	0
Under Votes	1,088		215	873
Justice, 1st Court of Appeals Dist, P5				
VOTE FOR 1				
Leslie C. Taylor	1,778	100.00	283	1,495
Total	1,778		283	1,495
Over Votes	0		0	0
Under Votes	1,199		232	967
County Attorney				
VOTE FOR 1				
Ken Sparks	2,181	100.00	362	1,819
Total	2,181		362	1,819
Over Votes	0		0	0
Under Votes	796		153	643
County Sheriff				
VOTE FOR 1				
R. H. "Curly" Weid	2,349	100.00	380	1,969
Total	2,349		380	1,969
Over Votes	0		0	0
Under Votes	628		135	493
County Tax Assessor-Collector				
VOTE FOR 1				
Mary Jane Poenitzsch.	2,345	100.00	378	1,967
Total	2,345		378	1,967
Over Votes	0		0	0
Under Votes	632		137	495
County Commissioner, Precinct No. 1				
VOTE FOR 1				
Jerry Greak.	213	37.63	56	157
Ken W. Drlik	353	62.37	53	300
Total	566		109	457
Over Votes	0		0	0
Under Votes	155		53	102

SUMMARY REPT-GROUP DETAIL

COLORADO COUNTY, TEXAS
 PRIMARY ELECTION
 MARCH 4, 2008
 DEMOCRATIC PARTY

OFFICIAL CANVASS RESULTS

RUN DATE:03/13/08 09:52 AM

REPORT-EL45A PAGE 009

	TOTAL VOTES	%	EARLY VOTING	ELECTION DAY
Constable, Precinct No. 1				
VOTE FOR 1				
Lawrence A. Berger	549	100.00	107	442
Total	549		107	442
Over Votes	0		0	0
Under Votes	172		55	117
Constable, Precinct No. 2				
VOTE FOR 1				
Lonnie L. Hinze	516	100.00	70	446
Total	516		70	446
Over Votes	0		0	0
Under Votes	244		41	203
Constable, Precinct No. 3				
VOTE FOR 1				
Ivan V. Menke	597	100.00	112	485
Total	597		112	485
Over Votes	0		0	0
Under Votes	184		62	122
Constable, Precinct No. 4				
VOTE FOR 1				
Darrell Stancik	534	100.00	48	486
Total	534		48	486
Over Votes	0		0	0
Under Votes	181		20	161
County Democratic Chair				
VOTE FOR 1				
Raul Martinez	1,962	100.00	307	1,655
Total	1,962		307	1,655
Over Votes	0		0	0
Under Votes	1,015		208	807

SUMMARY REPT-GROUP DETAIL

COLORADO COUNTY, TEXAS
PRIMARY ELECTION
MARCH 4, 2008
REPUBLICAN PARTY

OFFICIAL CANVASS RESULTS

RUN DATE:03/13/08 09:52 AM

REPORT-EL45A PAGE 010

TOTAL VOTES % EARLY VOTING ELECTION DAY

IMMIGRATION REFERENDUM

VOTE FOR 1

YES	1,700	96.21	370	1,330
NO.	67	3.79	11	56
Total	1,767		381	1,386
Over Votes	0		0	0
Under Votes	114		27	87

PHOTO ID REFERENDUM

VOTE FOR 1

YES	1,599	90.80	354	1,245
NO.	162	9.20	29	133
Total	1,761		383	1,378
Over Votes	0		0	0
Under Votes	120		25	95

GOVERNMENT GROWTH REFERENDUM

VOTE FOR 1

YES	1,599	93.40	352	1,247
NO.	113	6.60	23	90
Total	1,712		375	1,337
Over Votes	0		0	0
Under Votes	169		33	136

PRECINCTS COMPLETED LISTING
RUN DATE:03/13/08 10:53 AM

OFFICIAL CANVASS RESULTS


PRECINCT	GROUP	TOTAL BALS	REG. TURN VOTERS	OUT
1 PRECINCT 101	ELECTION TOTALS	884	2,261	39.10
	EARLY VOTING	283		
	ELECTION DAY	601		
2 PRECINCT 102	ELECTION TOTALS	143	305	46.89
	EARLY VOTING	27		
	ELECTION DAY	116		
3 PRECINCT 103	ELECTION TOTALS	347	702	49.43
	EARLY VOTING	28		
	ELECTION DAY	319		
4 PRECINCT 201	ELECTION TOTALS	950	2,781	34.16
	EARLY VOTING	168		
	ELECTION DAY	782		
5 PRECINCT 202	ELECTION TOTALS	200	581	34.42
	EARLY VOTING	18		
	ELECTION DAY	182		
6 PRECINCT 301	ELECTION TOTALS	323	861	37.51
	EARLY VOTING	58		
	ELECTION DAY	265		
7 PRECINCT 302	ELECTION TOTALS	330	825	40.00
	EARLY VOTING	73		
	ELECTION DAY	257		
8 PRECINCT 303	ELECTION TOTALS	139	369	37.67
	EARLY VOTING	24		
	ELECTION DAY	115		
9 PRECINCT 304	ELECTION TOTALS	121	271	44.65
	EARLY VOTING	14		
	ELECTION DAY	107		
10 PRECINCT 305	ELECTION TOTALS	467	1,337	34.93
	EARLY VOTING	133		
	ELECTION DAY	334		
11 PRECINCT 401	ELECTION TOTALS	120	320	37.50
	EARLY VOTING	32		
	ELECTION DAY	88		
12 PRECINCT 402	ELECTION TOTALS	834	2,554	32.65
	EARLY VOTING	65		
	ELECTION DAY	769		

CANVASS OF PRIMARY ELECTION

REPUBLICAN PARTY

I, the Republican County Chair of Colorado County, Texas met on March 13, 2008 at Columbus, Texas, with the Republican Executive Committee sitting as the canvassing board for the Republican Primary election held on March 4, 2008 in this county. I certify that the tabulation of returns is true and correct as shown by the precinct returns received from each presiding judge of the election.

Witness my hand this 13th day of March 2008.

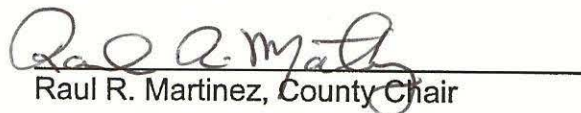

Jean Halfmann Ellis, County Chair

CANVASS OF PRIMARY ELECTION

DEMOCRATIC PARTY


I, the Democratic County Chair of Colorado County, Texas served as canvassing agent to canvass the Democratic Primary Election of March 4, 2008. I certify that the figures on the preceding pages correspond with the figures on the returns.


Witness my hand this 14th day of March 2008.


Raul R. Martinez, County Chair

I hereby certify that the Primary Election returns have been duly recorded in the Election Records of Colorado County, Texas.

Given under my hand and seal this the 13th day of March 2008.




Darlene Hayek, County Clerk
Colorado County, Texas

SUMMARY REPT-GROUP DETAIL

Colorado County, Texas
 General Election
 November 4, 2008

Official Canvassed Final

Run Date:11/14/08 02:58 PM

Report EL45A Page 001

	TOTAL VOTES	%	Early Voting	Election Day
PRECINCTS COUNTED (OF 12)	12	100.00		
REGISTERED VOTERS - TOTAL	13,720			
BALLOTS CAST - TOTAL	8,421		3,533	4,888
VOTER TURNOUT - TOTAL		61.38		
STRAIGHT PARTY				
VOTE FOR 1				
REPUBLICAN PARTY(REP) (REP)	2,354	58.63	1,139	1,215
DEMOCRATIC PARTY(DEM) (DEM)	1,629	40.57	701	928
LIBERTARIAN PARTY(LIB) (LIB)	32	.80	9	23
Over Votes	0		0	0
Under Votes	4,406		1,684	2,722
President and Vice-President				
VOTE FOR 1				
John McCain / Sarah Palin(REP) (REP)	5,795	69.20	2,415	3,380
Barack Obama / Joe Biden(DEM) (DEM)	2,508	29.95	1,086	1,422
Bob Barr / Wayne A. Root (LIB) (LIB)	38	.45	12	26
WRITE-IN.	33	.39	12	21
Over Votes	0		0	0
Under Votes	47		8	39
United States Senator				
VOTE FOR 1				
John Cornyn(REP) (REP)	5,389	66.23	2,285	3,104
Richard J. (Rick) Noriega(DEM) (DEM)	2,628	32.30	1,085	1,543
Yvonne Adams Schick(LIB) (LIB)	120	1.47	55	65
Over Votes	1		0	1
Under Votes	283		108	175
United States Representative, Dist 25				
VOTE FOR 1				
George L. Morovich(REP) (REP)	4,379	55.24	1,956	2,423
Lloyd Doggett(DEM) (DEM)	3,426	43.22	1,344	2,082
Jim Stutsman(LIB) (LIB)	122	1.54	47	75
Over Votes	1		0	1
Under Votes	493		186	307
Railroad Commissioner				
VOTE FOR 1				
Michael L. Williams(REP) (REP)	4,710	60.81	2,078	2,632
Mark Thompson(DEM) (DEM)	2,851	36.81	1,132	1,719
David Floyd(LIB) (LIB)	185	2.39	73	112
Over Votes	0		0	0
Under Votes	675		250	425

SUMMARY REPT-GROUP DETAIL

Colorado County, Texas
 General Election
 November 4, 2008

Official Canvassed Final

Run Date:11/14/08 02:58 PM

Report EL45A Page 002

	TOTAL VOTES	%	Early Voting	Election Day
Chief Justice, Supreme Court				
VOTE FOR 1				
Wallace B. Jefferson(REP) (REP)	4,857	62.80	2,152	2,705
Jim Jordan(DEM) (DEM)	2,726	35.25	1,080	1,646
Tom Oxford(LIB) (LIB)	151	1.95	60	91
Over Votes	0		0	0
Under Votes	687		241	446
Justice, Supreme Court, Place 7				
VOTE FOR 1				
Dale Wainwright(REP) (REP)	4,753	61.67	2,110	2,643
Sam Houston(DEM) (DEM)	2,786	36.15	1,106	1,680
David G. Smith(LIB) (LIB)	168	2.18	72	96
Over Votes	0		0	0
Under Votes	714		245	469
Justice, Supreme Court, Place 8				
VOTE FOR 1				
Phil Johnson(REP) (REP)	4,861	63.07	2,155	2,706
Linda Reyna Yanez(DEM) (DEM)	2,693	34.94	1,054	1,639
Drew Shirley(LIB) (LIB)	153	1.99	62	91
Over Votes	0		0	0
Under Votes	714		262	452
Criminal Appeals Judge Place 3				
VOTE FOR 1				
Tom Price(REP) (REP)	4,647	60.64	2,063	2,584
Susan Strawn(DEM) (DEM)	2,858	37.30	1,144	1,714
Matthew E. Eilers(LIB) (LIB)	158	2.06	59	99
Over Votes	0		0	0
Under Votes	758		267	491
Criminal Appeals Judge Place 4				
VOTE FOR 1				
Paul Womack(REP) (REP)	4,838	63.52	2,123	2,715
J.R. Molina(DEM) (DEM)	2,598	34.11	1,058	1,540
Dave Howard(LIB) (LIB)	180	2.36	73	107
Over Votes	1		0	1
Under Votes	804		279	525
Criminal Appeals Judge Place 9				
VOTE FOR 1				
Cathy Cochran(REP) (REP)	5,536	88.86	2,374	3,162
William Bryan Strange, III(LIB) (LIB)	694	11.14	275	419
Over Votes	0		0	0
Under Votes	2,191		884	1,307

SUMMARY REPT-GROUP DETAIL

Colorado County, Texas
 General Election
 November 4, 2008

Official Canvassed Final

Run Date:11/14/08 02:58 PM

Report EL45A Page 003

	TOTAL VOTES	%	Early Voting	Election Day
State Representative, District 17				
VOTE FOR 1				
Tim Kleinschmidt(REP) (REP)	4,748	58.77	2,053	2,695
Donnie Dippel(DEM) (DEM)	3,192	39.51	1,274	1,918
Alan W. Duesterhoft(LIB) (LIB)	139	1.72	46	93
Over Votes	2		0	2
Under Votes	340		160	180
Chief Justice, 14th Court of Appeals				
VOTE FOR 1				
Adele Hedges(REP) (REP).	4,800	63.53	2,125	2,675
Joe W. Beverly(DEM) (DEM)	2,755	36.47	1,090	1,665
Over Votes	2		0	2
Under Votes	864		318	546
Justice, 14th Court of Appeals Dist, P4				
VOTE FOR 1				
Jeff Brown(REP) (REP)	4,815	64.14	2,129	2,686
Bert Moser(DEM) (DEM)	2,692	35.86	1,079	1,613
Over Votes	1		0	1
Under Votes	913		325	588
Justice, 14th Court of Appeals Dist, P6				
VOTE FOR 1				
Bill Boyce(REP) (REP)	4,807	64.14	2,120	2,687
Mary M. Markantonis(DEM) (DEM)	2,687	35.86	1,071	1,616
Over Votes	0		0	0
Under Votes	927		342	585
Justice, 14th Court of Appeals Dist, P7				
VOTE FOR 1				
Kem Thompson Frost(REP) (REP).	4,772	63.49	2,116	2,656
Martin J. Siegel(DEM) (DEM)	2,744	36.51	1,085	1,659
Over Votes	1		0	1
Under Votes	904		332	572
Justice, 1st Court of Appeals Dist, P3				
VOTE FOR 1				
Ed Hubbard(REP) (REP)	4,337	56.87	1,983	2,354
Jim Sharp(DEM) (DEM).	3,289	43.13	1,248	2,041
Over Votes	1		0	1
Under Votes	794		302	492
Justice, 1st Court of Appeals Dist, P5				
VOTE FOR 1				
Laura Carter Higley(REP) (REP)	4,771	63.56	2,114	2,657
Leslie C. Taylor(DEM) (DEM)	2,735	36.44	1,087	1,648
Over Votes	0		0	0
Under Votes	915		332	583

SUMMARY REPT-GROUP DETAIL

Colorado County, Texas
 General Election
 November 4, 2008

Official Canvassed Final

Run Date:11/14/08 02:58 PM

Report EL45A Page 004

	TOTAL VOTES	%	Early Voting	Election Day
District Judge, 25th Judicial District				
VOTE FOR 1				
Dwight E. Peschel(REP) (REP)	5,911	100.00	2,456	3,455
Over Votes	0		0	0
Under Votes	2,510		1,077	1,433
District Judge, 2nd 25th Judicial Dist				
VOTE FOR 1				
W.C. (Bud) Kirkendall(REP) (REP).	5,805	100.00	2,420	3,385
Over Votes	0		0	0
Under Votes	2,616		1,113	1,503
County Attorney				
VOTE FOR 1				
Ken Sparks(DEM) (DEM)	5,359	100.00	2,053	3,306
Over Votes	0		0	0
Under Votes	3,062		1,480	1,582
County Sheriff				
VOTE FOR 1				
R. H. "Curly" Wied(DEM) (DEM).	5,615	100.00	2,156	3,459
Over Votes	0		0	0
Under Votes	2,806		1,377	1,429
County Tax Assessor-Collector				
VOTE FOR 1				
Mary Jane Poenitzsch(DEM) (DEM)	5,649	100.00	2,178	3,471
Over Votes	0		0	0
Under Votes	2,772		1,355	1,417
County Surveyor, Unexpired Term				
VOTE FOR 1				
Matthew W. Loessin(REP) (REP).	5,885	100.00	2,435	3,450
Over Votes	0		0	0
Under Votes	2,536		1,098	1,438
County Commissioner, Precinct No. 1				
VOTE FOR 1				
Doug Wessels(REP) (REP).	1,345	65.42	669	676
Ken W. Drlik(DEM) (DEM).	711	34.58	322	389
Over Votes	0		0	0
Under Votes	60		42	18
County Commissioner, Precinct No. 3				
VOTE FOR 1				
Tommy Hahn(REP) (REP)	2,040	100.00	911	1,129
Over Votes	0		0	0
Under Votes	520		279	241

SUMMARY REPT-GROUP DETAIL

Colorado County, Texas
 General Election
 November 4, 2008

Official Canvassed Final

Run Date:11/14/08 02:58 PM

Report EL45A Page 005

	TOTAL VOTES	%	Early Voting	Election Day
Constable, Precinct No. 1				
VOTE FOR 1				
Lawrence A. Berger(DEM) (DEM)	1,394	100.00	623	771
Over Votes	0		0	0
Under Votes	722		410	312
Constable, Precinct No. 2				
VOTE FOR 1				
Lonnie L. Hinze(DEM) (DEM)	1,316	100.00	480	836
Over Votes	0		0	0
Under Votes	784		357	427
Constable, Precinct No. 3				
VOTE FOR 1				
Ivan V. Menke(DEM) (DEM)	1,501	100.00	632	869
Over Votes	0		0	0
Under Votes	1,059		558	501
Constable, Precinct No. 4				
VOTE FOR 1				
Darrell Stancik(DEM) (DEM)	1,219	100.00	313	906
Over Votes	0		0	0
Under Votes	426		160	266
Place 1/Precinct 1, Director				
VOTE FOR 1				
Betty Schiurring	1,117	99.02	471	646
WRITE-IN	11	.98	6	5
Over Votes	0		0	0
Under Votes	988		556	432
Place 2/Precinct 2, Director				
VOTE FOR 1				
Donald W. Hoeninghaus	439	31.65	141	298
Thomas Hudec	943	67.99	363	580
WRITE-IN	5	.36	1	4
Over Votes	0		0	0
Under Votes	713		332	381
Place 3/Precinct 3, Director				
VOTE FOR 1				
C. W. Wendt	451	28.85	176	275
Tom Yates	472	30.20	181	291
Whyman D. Psencik	621	39.73	222	399
WRITE-IN	19	1.22	8	11
Over Votes	0		0	0
Under Votes	997		603	394

SUMMARY REPT-GROUP DETAIL

Colorado County, Texas
General Election
November 4, 2008

Official Canvassed Final

Run Date:11/14/08 02:58 PM

Report EL45A Page 006

	TOTAL VOTES	%	Early Voting	Election Day
Place 5/Columbus, At-Large Director AT LARGE				
VOTE FOR 1				
Marian Schonenberg	4,267	98.61	1,598	2,669
WRITE-IN.	60	1.39	27	33
Over Votes	0		0	0
Under Votes	4,094		1,908	2,186
Place 7/Weimar, At-Large Director AT LARGE				
VOTE FOR 1				
Scott Brasher	4,267	99.03	1,567	2,700
WRITE-IN.	42	.97	21	21
Over Votes	0		0	0
Under Votes	4,112		1,945	2,167

PRECINCTS COMPLETED LISTING

Colorado County, Texas
General Election
November 4, 2008

Official Canvassed Final
REPORT-EL50A PAGE 001

RUN DATE:11/14/08 03:05 PM

PRECINCT	GROUP	TOTAL BALS	REG. TURN VOTERS	OUT
1 PRECINCT 101	ELECTION TOTALS	1,446	2,340	61.79
	Early Voting	887		
	Election Day	559		
2 PRECINCT 102	ELECTION TOTALS	190	315	60.32
	Early Voting	65		
	Election Day	125		
3 PRECINCT 103	ELECTION TOTALS	480	719	66.76
	Early Voting	81		
	Election Day	399		
4 PRECINCT 201	ELECTION TOTALS	1,770	2,909	60.85
	Early Voting	738		
	Election Day	1,032		
5 PRECINCT 202	ELECTION TOTALS	330	597	55.28
	Early Voting	99		
	Election Day	231		
6 PRECINCT 301	ELECTION TOTALS	574	883	65.01
	Early Voting	242		
	Election Day	332		
7 PRECINCT 302	ELECTION TOTALS	614	856	71.73
	Early Voting	248		
	Election Day	366		
8 PRECINCT 303	ELECTION TOTALS	291	383	75.98
	Early Voting	116		
	Election Day	175		
9 PRECINCT 304	ELECTION TOTALS	196	281	69.75
	Early Voting	55		
	Election Day	141		
10 PRECINCT 305	ELECTION TOTALS	885	1,420	62.32
	Early Voting	529		
	Election Day	356		
11 PRECINCT 401	ELECTION TOTALS	210	357	58.82
	Early Voting	79		
	Election Day	131		
12 PRECINCT 402	ELECTION TOTALS	1,435	2,660	53.95
	Early Voting	394		
	Election Day	1,041		

CANVASS OF GENERAL ELECTION

I, A. G. Jamison, County Judge, of Colorado County, Texas, met with the Commissioners' Court sitting as the Canvassing Board to canvass the General Election of November 4, 2008, on November 17, 2008 at Columbus, Texas.

I certify that on this date, November 17, 2008, the figures of the AIS tabulations correspond with the figures on the returns.



A. G. Jamison, Colorado County Judge

I hereby certify that the General Election returns have been duly recorded in the Election Records of Colorado County, Texas.

Given under my hand and seal this the 17th day of November 2008.



Darlene Hayek, Colorado County Clerk

